

Limitation of Liability: This limited warranty is in lieu of all other express warranties, obligations, or liabilities. Any implied warranties, obligations or liabilities, including, but not limited to, any implied warranty of merchantability shall be limited in duration to the applicable warranty period. Any action for breach of any warranties hereunder, including, but not limited to, any implied warranty of merchantability must be brought within the applicable warranty period.

Modifications of Warranty: No agent, representative, dealer, or employee of KisanKraft Limited or any of its manufacturers has the authority to increase or alter the obligations of this warranty.

Assignment / Transfer of warranty: The warranty cannot be assigned and shall not transfer if the product is resold by the first buyer. The above warranties are extended to the first end user (original purchaser), and no warranty is made, nor authorized to be made assignable on resale by the first end user.

What you must do to obtain limited warranty service: To obtain performance of any obligation under this warranty for failure during the applicable warranty period, you must deliver the defective product, to the nearest Authorized Dealer, along with proof-of-purchase (invoice/receipt). KisanKraft Limited, its manufacturers and its dealers reserve the right to inspect the claimed defective part(s) to determine if the malfunction is the result of a defect covered by this warranty. Please note that the decision of KisanKraft Limited with respect to any warranty claim is final.

After-sales Service (Including Warranty): KisanKraft Limited does not sell directly to consumers. All sales or supplies are made through Authorized Dealers. It is the responsibility of the Authorized Dealer to provide all after-sales service to consumers. Any warranty claim should be raised by dealer to KisanKraft Limited as per warranty policy.

Jurisdiction: All disputes are subject to Bangalore court's jurisdiction.

Notes:

- This purchase is not contingent upon a product demonstration. The purchaser shall satisfy himself with the product, including any product demonstration or verification of any function, before buying. KisanKraft Limited or its authorized dealers, including online sellers, shall not be liable to give any on-site demonstration after purchase of any of the product.
- Any product once used will not be taken back by KisanKraft Limited.
- Warranty and After Sale Services (including but not limited to installation, Demonstration, Repair, Routine Maintenance etc.), should be done through the Authorized Dealer selling this product.
- Dealers should have their own technician to provide After Sales Services to their Customers. KisanKraft Limited provides free training to Authorized Dealer's technicians at KisanKraft Limited's head office, on request from Authorized Dealer

This warranty is null & void, if you fail to register the warranty with KisanKraft by sending the KisanKraft Copy with dealer's stamp.

Product	Tea-Leaf Harvester	KisanKraft Invoice Date	
Brand	KisanKraft	KisanKraft Invoice No.	
Model	☐ KK-TH-33A		
WARRANTY PERIOD	6 MONTHS	FOR THE SPECIFIED PERIOD FROM THE DATE OF SALE OR DELIVERY WHICHEVER IS EARLIER.	
Dealer's Invoice Date		Dealer's Invoice No.	
Buyer's Info (Name, Address, Phone, etc.):		Dealer's Stamp (Address, Phone, TIN, etc.):	
Buyer's Sign		Dealer's Sign	

Warranty Policy

What is covered: KisanKraft Limited and its manufacturers warrant this product to be free from defects in material or workmanship. All parts defective in material and workmanship are covered.

This warranty will only cover defects arising under normal usage.

This warranty is limited to repair or replacement by KisanKraft Limited or its manufacturers of such parts as appear to KisanKraft or its manufacturers, upon inspection, to be defective in material and/or workmanship. KisanKraft and its manufacturers make no warranty with respect to items not manufactured or sold by them. No onsite warranty is provided by KisanKraft Limited or its manufacturers. Defective items must be brought/sent to our Authorized Dealer or KisanKraft Limited's office for service.

What is not covered: The *warranty shall become null and void* and neither KisanKraft Limited nor any of its manufacturers, nor its authorized dealers assume any responsibility, if the failure was caused by the following:

- (1) Operation of product with incorrect fuel or lubricants,
- (2) Incorrect usage of machine or misuse,
- (3) Lack of maintenance,
- (4) Negligence,
- (5) Accident or physical damage,
- (6) Repairs made by unauthorized parties and/or with unauthorized parts,
- (7) Improper set up, adjustments, tampering or altered products
- (8) Any modification to the product what-so-ever.

Important: (1) Normal maintenance and adjustments to the product is the responsibility of the customer. (2) Normal wear and tears are not covered under warranty. (3) Rubber/plastic parts and consumables such as blades, clutch and clutch-bell, sparkplugs, nylon line, air-filters, fuel-filters, oil seals and gaskets etc. are not covered under the warranty. (4) Electrical Motor, Electrical Parts, Battery Etc. are not covered under the warranty.

Incidental / Consequential Loss: KisanKraft Limited or its manufacturers will not be liable for general damages, including bodily injuries, or for incidental or consequential damages including, but not limited to, loss of use, loss of profits, loss of production, expense of substitute equipment or other commercial loss or damage.

Limitation of Liability: This limited warranty is in lieu of all other express warranties, obligations, or liabilities. Any implied warranties, obligations, or liabilities, including, but not limited to, any implied warranty of merchantability shall be limited in duration to the applicable warranty period. Any action for breach of any warranties hereunder, including, but not limited to, any implied warranty of merchantability must be brought within the applicable warranty period.

Modifications of Warranty: No agent, representative, dealer, or employee of KisanKraft Limited or any of its manufacturers has the authority to increase or alter the obligations of this warranty.

Assignment / Transfer of warranty: The warranty cannot be assigned and shall not transfer if the product is resold by the first buyer. The above warranties are extended to the first end user (original purchaser), and no warranty is made, nor authorized to be made assignable on resale by the first end user.

What you must do to obtain limited warranty service: To obtain performance of any obligation under this warranty for failure during the applicable warranty period, you must deliver the defective product, to the nearest Authorized Dealer, along with proof-of-purchase (invoice/receipt). KisanKraft Limited, its manufacturers and its dealers reserve the right to inspect the claimed defective part(s) to determine if the malfunction is the result of a defect covered by this warranty. Please note that the decision of KisanKraft Limited with respect to any warranty claim is final.

After-sales Service (Including Warranty): KisanKraft Limited does not sell directly to consumers. All sales or supplies are made through Authorized Dealers. It is the responsibility of the Authorized Dealer to provide all after-sales service to consumers. Any warranty claim should be raised by the dealer to KisanKraft Limited as per warranty policy.

Jurisdiction: All disputes are subject to Bangalore court's jurisdiction.

Notes:

- This purchase is not contingent upon a product demonstration. The purchaser shall satisfy himself with the product, including any product demonstration or verification of any function, before buying. KisanKraft Limited or its authorized dealers, including online sellers, shall not be liable to give any on-site demonstration after purchase of any of the products.
- Any product once used will not be taken back by KisanKraft Limited.
- Warranty and After Sale Services (including but not limited to installation, Demonstration, Repair, Routine Maintenance etc.), should be done through the Authorized Dealer selling this product.
- Dealers should have their own technician to provide After Sales Services to their Customers. KisanKraft Limited provides free training to Authorized Dealer's technicians at KisanKraft Limited's head office, on request from Authorized Dealer

Product	Tea-Leaf Harvester	KisanKraft Invoice Date	
Brand	KisanKraft	KisanKraft Invoice No.	
Model	☐ KK-TH-33A		
WARRANTY PERIOD	6 MONTHS	FOR THE SPECIFIED PERIOD FROM THE DATE OF SALE OR DELIVERY WHICHEVER IS EARLIER.	
Dealer's Invoice Date		Dealer's Invoice No.	
Buyer's Info (Name, Address, Phone, etc.):		Dealer's Stamp (Address, Phone, TIN, etc.):	
Buyer's Sign		Dealer's Sign	

Warranty Policy

What is covered: KisanKraft Limited and its manufacturers warrant this product to be free from defects in material or workmanship. All parts defective in material and workmanship are covered.

This warranty will only cover defects arising under normal usage.

This warranty is limited to repair or replacement by KisanKraft Limited or its manufacturers of such parts as appear to KisanKraft or its manufacturers, upon inspection, to be defective in material and/or workmanship. KisanKraft or its manufacturers make no warranty with respect to items not manufactured or sold by them. No onsite warranty is provided by KisanKraft Limited or its manufacturers. Defective items must be brought/sent to our Authorized Dealer or KisanKraft Limited's office for service.

What is not covered: The *warranty shall become null and void* and neither KisanKraft Limited nor any of its manufacturers, nor its authorized dealers assumes any responsibility, if the failure was caused by the following:

- (1) Operation of product with incorrect fuel or lubricants, (2) Incorrect usage of machine or misuse, (3) Lack of maintenance, (4) Negligence, (5) Accident or physical damage, (6) Repairs made by unauthorized parties and/or with unauthorized parts, (7) Improper set up, adjustments, tampering or altered products (8) Any modification to the product what-so-ever.

Important: (1) Normal maintenance and adjustments to the product is the responsibility of the customer. (2) Normal wear and tear are not covered under warranty. (3) Rubber/plastic parts and consumables such as blades, clutch and clutch-bell, sparkplugs, nylon line, air-filters, fuel-filters, oil seals and gaskets etc. are not covered under the warranty. (4) Electrical Motor, Electrical Parts, Battery Etc. are not covered under the warranty.

Incidental / Consequential Loss: KisanKraft Limited or its manufacturers will not be liable for general damages, including bodily injuries, or for incidental or consequential damages including, but not limited to, loss of use, loss of profits, loss of production, expense of substitute equipment or other commercial loss or damage.

This warranty is null & void, if you fail to register the warranty with KisanKraft by sending the KisanKraft Copy with dealer's stamp.

Wide Range of Products for Every Need



User Manual



Disclaimer: Pictures used in this manual are only for illustration purposes.

KisanKraft Limited

Warehouse: 818 3B1 to 818 3B18, Podalukur - Sangam Road, Prabagiripatnam, Podalukur, Nellore - 524345, Andhra Pradesh, INDIA

Head Office: Sri Huchhanna Tower, #4, 1st Main, 7-A Cross, Maruthi Layout, Dasarahalli, HAF Post, Hebbal, Bangalore 560024, Karnataka, INDIA

- ◆ Bangalore (HO) ◆ Ahmedabad ◆ Bhopal ◆ Bhubaneswar ◆ Coimbatore
- ◆ Guwahati ◆ Hubli ◆ Hyderabad ◆ Jaipur ◆ Karnal
- ◆ Kolkata ◆ Lucknow ◆ Nellore ◆ Pune ◆ Raipur

For more information give **MISSED CALL: 07676065555**



Many of our products have BIS: ISI certification.



Scan the QR code to download
KisanKraft App

App is available on



Scan the QR code for
KisanKraft Youtube Channel



CONTENTS

BEFORE GETTING STARTED 7

SAFETY INSTRUCTIONS 7

TROUBLES AND REMEDIES 9

OPERATIONS 11






MAINTENANCE AND ADJUSTMENT 12

TECHNICAL SPECIFICATION 13

PART DIAGRAM **Error! Bookmark not defined.**

KisanKraft has a large range of products to serve the farmers. A list of our products is given below:

<p>Brush Cutters and Accessories</p> <ul style="list-style-type: none"> Brush Cutter/Power Weeder Backpack Brush Cutter Tea Pruner Pole pruner with Engine Reaper Attachment Blades-Circular Blades (2 & 3 points) Baffle Nylon Rope Tap & Go <p>Chainsaws</p> <ul style="list-style-type: none"> Petrol Chainsaw Electric Chainsaw Chain Sharpening Machine <p>Engines and Water Pumps</p> <ul style="list-style-type: none"> Engine –Diesel-(Horizontal) Engine –Diesel(Vertical) Engine-Kerosene Water Pump with Petrol Engine Water Pump with Kerosene Engine Water Pump with Diesel Engine <p>Hand Tools</p> <ul style="list-style-type: none"> Secateurs Folding Saw Garden Rake Garden Shovel Hedge Shear Lopper Telescopic Hedge Shear Telescopic Lopping Shear Tree Pruner Telescopic Steel Pipe & Fruit Picker Bag Sheep Shear <p>Garden Tools</p> <ul style="list-style-type: none"> Electric Pressure Washer Hedge Trimmer Lawn Mower (Electric, Petrol & Manual) Leaf Blower 	<p>Cultivators and Accessories</p> <ul style="list-style-type: none"> Petrol and Diesel <p>Sprayers and Accessories</p> <ul style="list-style-type: none"> Battery Sprayer Portable Power Sprayer Trolley Sprayer Manual Knapsack Sprayer Manual Pressure Sprayer Rose Cans Hose Crimping Machine HTP Sprayer HTP Delivery Hose HTP Hose Reel HTP Stand HTP Gun / Lance(Brass Rod) Knapsack Power Sprayer Mister / Duster / Granule Spreader HTP Sprayer Set with Diesel Engine HTP Sprayer Set with Kerosene Engine Fogging Machine <p>Milking Machine</p> <ul style="list-style-type: none"> Wood Shredder Fodder Ensiling Chaff Cutter Fodder Grinder Chaff Cutter Fodder Mini Chaff Cutter <p>Harvester</p> <ul style="list-style-type: none"> Maize Sheller Maize Sheller + Dehusker Maize Combine Harvester Onion Digger Carlotta Italy Tea Leaf Harvester Sugarcane Combine Harvester Sugarcane Leaf Stripper <p>Transplanter and Post Hole Digger</p> <ul style="list-style-type: none"> Paddy Transplanter (2 & 8 Rows) Transplanter-Vegetable & Tobacco Post Hole Digger(4" to 14" Augers)
--	---

Blade press bar	
Handle set	
	
Blade screw set	
on/off switch	

Product	Tea-Leaf Harvester	KisanKraft Invoice Date	
Brand	KisanKraft	KisanKraft Invoice No.	
Model	☐ KK-TH-33A		
WARRANTY PERIOD	6 MONTHS	FOR THE SPECIFIED PERIOD FROM THE DATE OF SALE OR DELIVERY WHICHEVER IS EARLIER.	
Dealer's Invoice Date		Dealer's Invoice No.	
Buyer's Info (Name, Address, Phone, etc.):		Dealer's Stamp (Address, Phone, TIN, etc.):	
Buyer's Sign		Dealer's Sign	

Warranty Policy

What is covered: KisanKraft Limited and its manufacturers warrant this product to be free from defects in material or workmanship. All parts defective in material and workmanship are covered.

This warranty will only cover defects arising under normal usage.

This warranty is limited to repair or replacement by KisanKraft Limited or its manufacturers of such parts as appear to KisanKraft or its manufacturers, upon inspection, to be defective in material and/or workmanship. KisanKraft and its manufacturers make no warranty with respect to items not manufactured or sold by them. No onsite warranty is provided by KisanKraft Limited or its manufacturers. Defective items must be brought/sent to our Authorized Dealer or KisanKraft Limited's office for service.

What is not covered: The *warranty shall become null and void* and neither KisanKraft Limited nor any of its manufacturers, nor its authorized dealers assume any responsibility, if the failure was caused by the following:

- (1) Operation of product with incorrect fuel or lubricants, (2) Incorrect usage of machine or misuse, (3) Lack of maintenance, (4) Negligence, (5) Accident or physical damage, (6) Repairs made by unauthorized parties and/or with unauthorized parts, (7) Improper set up, adjustments, tampering or altered products (8) Any modification to the product what-so-ever.

Important: (1) Normal maintenance and adjustments to the product is the responsibility of the customer. (2) Normal wear and tears are not covered under warranty. (3) Rubber/plastic parts and consumables such as blades, clutch and clutch-bell, sparkplugs, nylon line, air-filters, fuel-filters, oil seals and gaskets etc. are not covered under the warranty. (4) Electrical Motor, Electrical Parts, Battery Etc. are not covered under the warranty.

This warranty is null & void, if you fail to register the warranty with KisanKraft by sending the KisanKraft Copy with dealer's stamp.

KisanKraft Limited

Incidental / Consequential Loss: KisanKraft Limited or its manufacturers will not be liable for general damages, including bodily injuries, or for incidental or consequential damages including, but not limited to, loss of use, loss of profits, loss of production, expense of substitute equipment or other commercial loss or damage.

Limitation of Liability: This limited warranty is in lieu of all other express warranties, obligations, or liabilities. Any implied warranties, obligations, or liabilities, including, but not limited to, any implied warranty of merchantability shall be limited in duration to the applicable warranty period. Any action for breach of any warranties hereunder, including, but not limited to, any implied warranty of merchantability must be brought within the applicable warranty period.

Modifications of Warranty: No agent, representative, dealer, or employee of KisanKraft Limited or any of its manufacturers has the authority to increase or alter the obligations of this warranty.

Assignment / Transfer of warranty: The warranty cannot be assigned and shall not transfer if the product is resold by the first buyer. The above warranties are extended to the first end user (original purchaser), and no warranty is made, nor authorized to be made assignable on resale by the first end user.

What you must do to obtain limited warranty service: To obtain performance of any obligation under this warranty for failure during the applicable warranty period, you must deliver the defective product, to the nearest Authorized Dealer, along with proof-of-purchase (invoice/receipt). KisanKraft Limited, its manufacturers and its dealers reserve the right to inspect the claimed defective part(s) to determine if the malfunction is the result of a defect covered by this warranty. Please note that the decision of KisanKraft Limited with respect to any warranty claim is final.

After-sales Service (Including Warranty): KisanKraft Limited does not sell directly to consumers. All sales or supplies are made through Authorized Dealers. It is the responsibility of the Authorized Dealer to provide all after-sales service to consumers. Any warranty claim should be raised by the dealer to KisanKraft Limited as per warranty policy.







Jurisdiction: All disputes are subject to Bangalore court's jurisdiction.





Notes:

- This purchase is not contingent upon a product demonstration. The purchaser shall satisfy himself with the product, including any product demonstration or verification of any function, before buying. KisanKraft Limited or its authorized dealers, including online sellers, shall not be liable to give any on-site demonstration after purchase of any of the products.
- Any product once used will not be taken back by KisanKraft Limited.
- Warranty and After Sale Services (including but not limited to installation, Demonstration, Repair, Routine Maintenance etc.), should be done through the Authorized Dealer selling this product.
- Dealers should have their own technician to provide After Sales Services to their Customers. KisanKraft Limited provides free training to Authorized Dealer's technicians at KisanKraft Limited's head office, on request from Authorized Dealer

This warranty is null & void, if you fail to register the warranty with KisanKraft by sending the KisanKraft Copy with dealer's stamp.

KisanKraft Limited

6	Battery charger	
7	Gear case(Upper and Lower)	
	Controller & Governor	
	Coupling	
	Gear set	
	Tray	

No.	Part Name	Part
1	Motor Assembly	
2	Cable (Wire)	
3	Blade	
4	ON OFF switch	

BEFORE GETTING STARTED

We wish to thank you for choosing our product. We are confident that the high quality of our product will meet your requirements and will give you long-lasting service. In order to avoid accidents or injury, please read this manual and that of gasoline engine carefully before using the machine. After reading, preserve this manual for further reference.

SAFETY INSTRUCTIONS

The battery has the advantages of light weight, low noise, energy saving and environmental protection, simple operation, and convenient use. It improves working efficiency 5-10 times more than manual picking, which can bring you better economic benefits!

1. **Please read manuals carefully and follow the rules for safe operation. Failure to do could result in serious or fatal injury.**
2. **Keep out of reach from the following.**
 - 1) Drunken people
 - 2) Psychopath
 - 3) Children
 - 4) People who are unable to operate the machine normally due to excessive fatigue, illness, etc.
3. **Personal protective equipment.**
 - (1) Wear protective clothing and shoes. Loose clothing, dangling accessories, or open footwear increases the risk of serious injury.
 - (2) Wear slip-resistant footwear to reduce the risk of falls.
4. **Do not touch the blade.**
 - (1) Touching the blades can result in serious cuts and amputation, don't touch the blades when the machine is working.
 - (2) When lubricating oil is added to the transmission parts, the switch should be turned off to ensure that the machine stops running.
 - (3) NEVER add oil to blades when the machine is running.
5. **WARNING:**
 - (1) Misuse may result in serious or fatal injuries, in addition to the operator pay attention to the protection, please keep bystanders at least 15m (50 feet) away when operating the machine to avoid hurts.
 - (2) If batteries are damaged, it is not allowed to be discarded at will. It should be recycled in regular ways to prevent environmental pollution.

SAFETY SYMBOLS AND WARNINGS



PLEASE STICK THE ABOVE WARNING AND SAFETY SYMBOLS ON THE EYE-CATCHING PLACE OF THE MACHINE.

BEFORE OPERATION CHECKS

- 1) For your safety, and to maximize the service life of your equipment, it is very important to take a few moments before you operate the battery tea harvester to check its condition. Be sure to take care of any problems you find or have your servicing dealer correct it before you operate the battery tea harvester.
- 2) Before beginning your preoperational checks, be sure the blade is stopped, and the motor switch is in the OFF position.
- 3) Always check the following items before you start the battery tea harvester.

TECHNICAL SPECIFICATION

Technical Data	Parameter Value
Product model	KK-TH-33A
Size(length*width*height)	65*21*17cm
Battery	Lithium Battery
Voltage	24V DC
Blade Length:	330mm
Rated Current	10Ah
Rated speed	2000-6500rpm

MAINTENANCE AND ADJUSTMENT

Blade adjustment

The blade can be used for a long time. When you check that blade is not as good as before, please adjust the blade as follow steps.

Adjustment steps:

- (1) Loosen the nuts on the blade.
- (2) Use the screwdriver to screw the bolt until it is stationary, and then twist back about ¼.
- (3) Fix the screw with a screwdriver and tighten the nut.
- (4) After adjusting the above steps, lubricated the oil.
- (5) Please turn off the power after the machine runs for 3 minutes, touch the bolt with your hands, if it is still hot, please adjust it again, if it is too hot, please put it aside, cool it down and repeat the previous step.
The blade bolt is easy to wear and tear. Please consider replacing the blade when the blade noise increases, to extend the service life of the machine.

TROUBLES AND REMEDIES

NOTE: the battery tea harvester blades are very sharp and can cause severe injuries, even if power is off and blades are not moving. Avoid touch blades, please wear gloves to protect your hands. Place blade cover on blades and add oil when transporting or storing unit

Problems	Possible Cause	Correction
1.MACHINEWILL NOT START	a. Plug loosened	a. Plug in the cable plug
	b. Wires inside the machine fall off	b. Connecting the wires
	c. batteries are partially disconnected	c. Measure the voltage between the poles with multimeter, if not shown, connect the inspection leads and connect them.
	d. The blade bolts are screwed tightly	d. Loosen blade bolt (refer to adjustment of blade in manual)
	e. Carbon brush has worn away and is out of contact	e. Replace carbon brush
	f. Damaged rotor	Replace rotor
1.NOISE	a. Gear wear	a. Replace gear
	b. Blade bolt wear	b. Replace the blade bolt(refer to the instruction manual for blade adjustment)
	c. Bearings wear	Replace bearing
3.MACHINE IS OVERHEAT	a. The bolts are screwed tightly, resulting in larger blade resistance and consumption of motor power.	Loosen blade bolt (refer to adjustment of blade in manual)
	b. Blades are blocked	b. max cutting dia.:< 8mm
	c. Long-running operations	c. Normally, you should rest 10-20 minutes every 30 minutes after work.

TROUBLES AND REMEDIES

Checking	Possible Cause	Correction
Fasteners	Shedding, loose	Fastening
Gearbox	Without lubricating oil	Lubricated the oil
Blade	Not sharp	Sharpening blade
	Without lubricating oil	Oil injection
Blade adjusting nut	Blade clearance adjustment is not good	Adjustment
Battery is full or not	Pre charge	Charging
Machine running	Abnormality in the noise vibration	Maintenance

OPERATIONS

1. ALWAYS maintain a minimum safety zone of 45 feet (15 meters) from where you are working.
Don't allow others to enter the safety zone unless you have shut the tea harvester off and the blades have completely stopped moving, also pay attention to the animals around you.
2. Plug the dc tea plucking machine cable into the battery socket.
3. Turn on/off switch: turn on the switch button on the handle, the tea plucking machine starts working, turn off the switch button, and the machine will be turned off.
Before starting the machine, please check if all accessories used have been installed properly; before the start of the operation, it is determined that the blade does not touch any object, such as branches, stones, etc. If there are any problems, please turn off the switch immediately and pull the cable plug.
When operating, be careful not to touch lubricant, resin, grease, to ensure a stable and balanced footing

MATTERS NEEDING ATTENTION

1. The blades must be kept sharp at all times to achieve good work efficiency. The gap between the cutter and blade should not be too large, but it should not be too small. It is difficult to cut leaves off if it has too large clearance. If with too small a gap, the machine doesn't work.
2. Only use the machine when the light is sufficient, and the vision is clear. Please pay attention to whether the ground is wet and slippery, and if there is ice (there is danger of slipping down).
3. You must have a safe foothold, do not stand in a semi solid, unstable place to work, and pay attention to balance at all times.
4. Keep all parts of the body away from the cutting blade. Do not remove cutting materials (leaves) or hold them while the blade is moving. Make sure the switch is off when removing the clog. Misuse may result in serious or fatal injuries.
5. ALWAYS hold the unit securely with both hands after it starts to ensure it is within the control range.
6. If the cable is damaged or cut, unplug it immediately.
7. If come across a stone or hard object in use, please turn off the machine immediately and check if the tool is damaged. Please repair or replace the damaged blade before using it again.
8. Take regular rest breaks. You should normally rest for 10-20 minutes after working every 30 minutes.
9. If there are any problems in use, the power switch must be switched off immediately.