

Important: (1) Normal maintenance and adjustments to the product is the responsibility of the customer. (2) Normal wear and tear is not covered under warranty (3) Rubber/plastic parts and consumables such as blades, clutch and clutch-bell, spark-plugs, nylon line, air-filters, fuel-filters, oil seals etc. are not covered under the warranty.

No Warranty On Electrical Motor / Electrical Parts / Battery Etc.

Incidental / Consequential Loss: KisanKraft Limited or its manufacturers will not be liable for general damages, including bodily injuries, or for incidental or consequential damages including, but not limited to, loss of use, loss of profits, loss of production, expense of substitute equipment or other commercial loss or damage.

Limitation of Liability: This limited warranty is in lieu of all other express warranties, obligations, or liabilities. Any implied warranties, obligations or liabilities, including, but not limited to, any implied warranty of merchantability shall be limited in duration to the applicable warranty period. Any action for breach of any warranties hereunder, including, but not limited to, any implied warranty of merchantability must be brought within the applicable warranty period.

Modifications of Warranty: No agent, representative, dealer, or employee of KisanKraft Limited or any of its manufacturers has the authority to increase or alter the obligations of this warranty.

Assignment / Transfer of warranty: The warranty cannot be assigned and shall not transfer if the product is resold by the first buyer. The above warranties are extended to the first end user (original purchaser), and no warranty is made, nor authorized to be made assignable on resale by the first end user.

What you must do to obtain limited warranty service: To obtain performance of any obligation under this warranty for failure during the applicable warranty period, deliver the defective product, to the nearest Authorized Dealer. KisanKraft Limited, its manufacturers and its dealers reserve the right to inspect the claimed defective part(s) to determine if the malfunction is the result of a defect covered by this warranty. Please note that the decision of KisanKraft Limited with respect to any warranty claim is final.

Receipt is required for availing warranty services

Jurisdiction: All disputes are subject to Bangalore court's jurisdiction.

Our Products

- ◆Chainsaws◆Brush Cutters and Accessories◆Harvesters◆
- ◆Engines and Water Pumps◆Hand Tools◆Garden Tools◆
- ◆Cultivators and Accessories◆Sprayers and Accessories◆
- ◆Transplanter and Post Hole Digger ◆Milking Machines◆

This warranty is null & void, if you fail to register the warranty with KisanKraft by sending the KisanKraft Copy with dealer's stamp.

KisanKraft Limited (formerly known as KisanKraft Machine Tools P Ltd)

🌐: www.kisankraft.com

✉: info@kisankraft.com

☎: +91.80.22178200

Product	Agricultural HTP Sprayer	KisanKraft Invoice Date	
Brand	KisanKraft	KisanKraft Invoice No.	
Model	<input type="checkbox"/> KK-PSE-22 <input type="checkbox"/> KK-PSE-30		
WARRANTY PERIOD	6 MONTHS	FOR THE SPECIFIED PERIOD FROM THE DATE OF SALE OR DELIVERY WHICHEVER IS EARLIER.	
Dealer's Invoice Date		Dealer's Invoice No.	
Buyer's Info (Name, Address, Phone, etc.):		Dealer's Stamp (Address, Phone, TIN, etc.):	
Buyer's Sign		Dealer's Sign	

What is covered: KisanKraft Limited and its manufacturers warrant this product to be free from defects in material or workmanship. All parts defective in material and workmanship are covered.

This warranty will only cover defects arising under normal usage.

This warranty is limited to repair or replacement by KisanKraft Limited or its manufacturers at the premises of Authorized Dealers, of such parts as appear to KisanKraft or its manufacturers, upon inspection, to be defective in material and/or workmanship. KisanKraft or its manufacturers make no warranty with respect to trade accessories not manufactured or sold by them.

What is not covered: The warranty shall become null and void and neither KisanKraft Limited nor any of its manufacturers, nor its authorized dealers assumes any responsibility, if the failure was caused by the following:

- (1) Operation of product with incorrect fuel or lubricants, (2) Incorrect usage of machine or misuse, (3) Lack of maintenance, (4) Negligence, (5) Accident or physical damage, (6) Repairs made by unauthorized parties and/or with unauthorized parts, (7) Improper set up, adjustments, tampering or altered products

Note: The purchase is not contingent upon a product demonstration. The purchaser shall satisfy himself with the product, including any product demonstration or verification of any function, before buying. KisanKraft Limited or its authorized dealers, including online sellers, shall not be liable to give any on-site demonstration after purchase of any of the product

This warranty is null & void, if you fail to register the warranty with KisanKraft by sending the KisanKraft Copy with dealer's stamp.

KisanKraft Limited (formerly known as KisanKraft Machine Tools P Ltd)

🌐: www.kisankraft.com

✉: info@kisankraft.com

☎: +91.80.22178200

Important: (1) Normal maintenance and adjustments to the product is the responsibility of the customer. (2) Normal wear and tear is not covered under warranty (3) Rubber/plastic parts and consumables such as blades, clutch and clutch-bell, spark-plugs, nylon line, air-filters, fuel-filters, oil seals etc. are not covered under the warranty.

No Warranty On Electrical Motor / Electrical Parts / BatteryEtc.

Incidental / Consequential Loss: KisanKraft Limited or its manufacturers will not be liable for general damages, including bodily injuries, or for incidental or consequential damages including, but not limited to, loss of use, loss of profits, loss of production, expense of substitute equipment or other commercial loss or damage.

Limitation of Liability: This limited warranty is in lieu of all other express warranties, obligations, or liabilities. Any implied warranties, obligations or liabilities, including, but not limited to, any implied warranty of merchantability shall be limited in duration to the applicable warranty period. Any action for breach of any warranties hereunder, including, but not limited to, any implied warranty of merchantability must be brought within the applicable warranty period.

Modifications of Warranty: No agent, representative, dealer, or employee of KisanKraft Limited or any of its manufacturers has the authority to increase or alter the obligations of this warranty.

Assignment / Transfer of warranty: The warranty cannot be assigned and shall not transfer if the product is resold by the first buyer. The above warranties are extended to the first end user (original purchaser), and no warranty is made, nor authorized to be made assignable on resale by the first end user.

What you must do to obtain limited warranty service: To obtain performance of any obligation under this warranty for failure during the applicable warranty period, deliver the defective product, to the nearest Authorized Dealer. KisanKraft Limited, its manufacturers and its dealers reserve the right to inspect the claimed defective part(s) to determine if the malfunction is the result of a defect covered by this warranty. Please note that the decision of KisanKraft Limited with respect to any warranty claim is final.

Receipt is required for availing warranty services

Jurisdiction: All disputes are subject to Bangalore court's jurisdiction.

Our Products

- ◆Chainsaws◆Brush Cutters and Accessories◆Harvesters◆
- ◆Engines and Water Pumps◆Hand Tools◆Garden Tools ◆
- ◆Cultivators and Accessories◆Sprayers and Accessories◆
- ◆Transplanter and Post Hole Digger ◆ Milking Machines ◆

This warranty is null & void, if you fail to register the warranty with KisanKraft by sending the KisanKraft Copy with dealer's stamp.

KisanKraft Limited (formerly known as KisanKraft Machine Tools P Ltd)

🌐: www.kisankraft.com ✉: info@kisankraft.com ☎: +91.80. 22178200

Product	Agricultural HTP Sprayer	KisanKraft Invoice Date	
Brand	KisanKraft	KisanKraft Invoice No.	
Model	<input type="checkbox"/> KK-PSE-22 <input type="checkbox"/> KK-PSE-30		
WARRANTY PERIOD	6 MONTHS	FOR THE SPECIFIED PERIOD FROM THE DATE OF SALE OR DELIVERY WHICHEVER IS EARLIER.	
Dealer's Invoice Date		Dealer's Invoice No.	
Buyer's Info (Name, Address, Phone, etc.):		Dealer's Stamp (Address, Phone, TIN, etc.):	
Buyer's Sign		Dealer's Sign	

What is covered: KisanKraft Limited and its manufacturers warrant this product to be free from defects in material or workmanship. All parts defective in material and workmanship are covered.

This warranty will only cover defects arising under normal usage.

This warranty is limited to repair or replacement by KisanKraft Limited or its manufacturers at the premises of Authorized Dealers, of such parts as appear to KisanKraft or its manufacturers, upon inspection, to be defective in material and/or workmanship. KisanKraft or its manufacturers make no warranty with respect to trade accessories not manufactured or sold by them.

What is not covered: The warranty shall become null and void and neither KisanKraft Limited nor any of its manufacturers, nor its authorized dealers assumes any responsibility, if the failure was caused by the following:

- (1) Operation of product with incorrect fuel or lubricants,
- (2) Incorrect usage of machine or misuse,
- (3) Lack of maintenance,
- (4) Negligence,
- (5) Accident or physical damage,
- (6) Repairs made by unauthorized parties and/or with unauthorized parts,
- (7) Improper set up, adjustments, tampering or altered products

Note: The purchase is not contingent upon a product demonstration. The purchaser shall satisfy himself with the product, including any product demonstration or verification of any function, before buying. KisanKraft Limited or its authorized dealers, including online sellers, shall not be liable to give any on-site demonstration after purchase of any of the product

This warranty is null & void, if you fail to register the warranty with KisanKraft by sending the KisanKraft Copy with dealer's stamp.

KisanKraft Limited (formerly known as KisanKraft Machine Tools P Ltd)

🌐: www.kisankraft.com ✉: info@kisankraft.com ☎: +91.80. 22178200



Wide Range of Products for Every Need



For more information give **MISSED CALL: 07676065555**



Many of our products have BIS: ISI certification.



User Manual



KisanKraft Limited

(Formerly known as KisanKraft Machine Tools Pvt Ltd)

Sri Huchhanna Tower, #4, 1st Main, 7-A Cross, Maruthi Layout, Dasarahalli,
HAF Post, Hebbal, Bangalore 560024, Karnataka, INDIA

- ♦ Bangalore (HO) ♦ Ahmedabad ♦ Bhopal ♦ Bhubaneswar ♦
- ♦ Coimbatore ♦ Jammu ♦ Guwahati ♦ Hubli ♦ Hyderabad ♦
- ♦ Jaipur ♦ Karnal ♦ Kolkata ♦ Lucknow ♦ Patna ♦ Pune ♦ Raipur

Disclaimer: Pictures used in this manual are only for illustration purpose.
Product specifications are subject to change without prior notice.

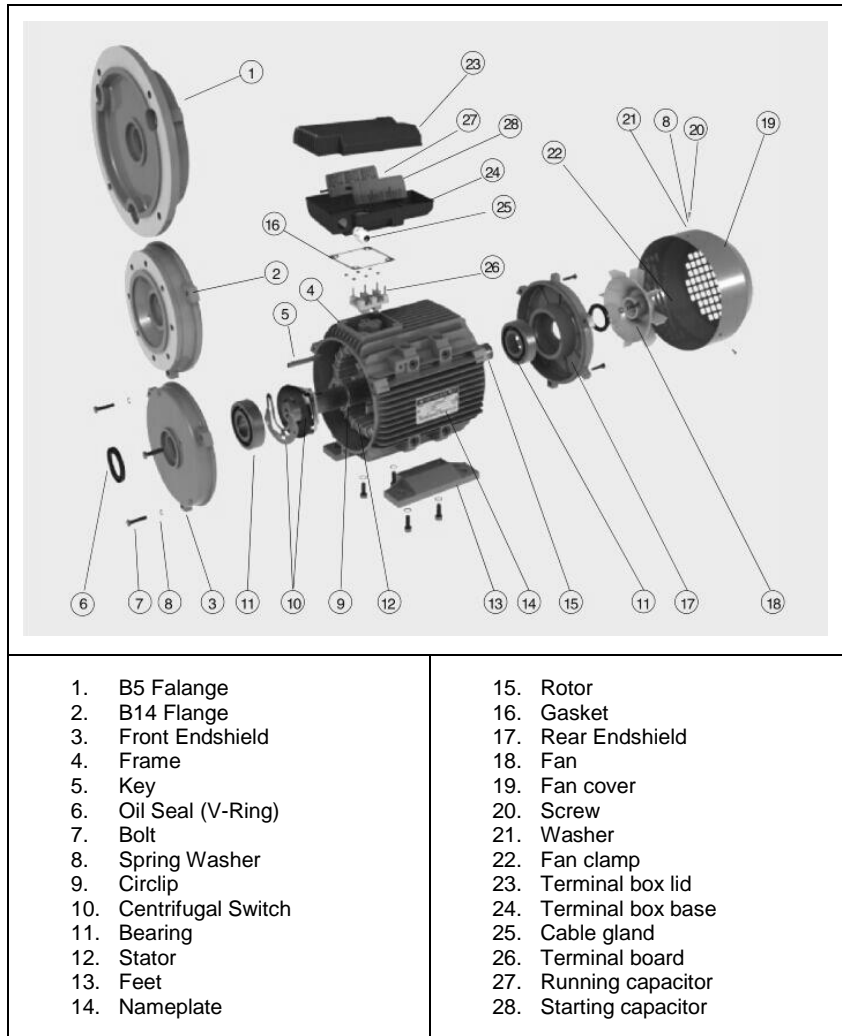
CONTENTS

BEFORE GETTING STARTED	7
SAFETY INSTRUCTIONS	7
PUMP DIAGRAMS	8
OPERATING INSTRUCTIONS	9
PUMP LUBRICATION	9
TROUBLE SHOOTING.....	10
MAINTENANCE AND STORAGE	10
TECHNICAL SPECIFICATIONS	11
DIAGRAM - POWER SPRAYER	13
POWER SPRAYER-PARTS LIST.....	14
EXPLODED DIAGRAM-SINGLE PHASE MOTOR	16

KisanKraft has a large range of products to serve the farmers. A list of our products is given below:

Brush Cutters and Accessories Brush Cutter/Power Weeder Backpack Brush Cutter Tea Pruner Pole pruner with Engine Reaper Attachment Blades-Circular Blades (2 & 3 points) Baffle Nylon Rope Tap & Go Chainsaws Petrol Chainsaw Electric Chainsaw Chain Sharpening Machine Engines and Water Pumps Engine –Diesel-(Horizontal) Engine –Diesel(Vertical) Engine-Kerosene Water Pump with Petrol Engine Water Pump with Kerosene Engine Water Pump with Diesel Engine Hand Tools Secateurs Folding Saw Garden Rake Garden Shovel Hedge Shear Lopper Telescopic Hedge Shear Telescopic Lopping Shear Tree Pruner Telescopic Steel Pipe & Fruit Picker Bag Sheep Shear Garden Tools Electric Pressure Washer Hedge Trimmer Lawn Mower (Electric, Petrol & Manual) Leaf Blower	Cultivators and Accessories Petrol and Diesel Sprayers and Accessories Battery Sprayer Portable Power Sprayer Trolley Sprayer Manual Knapsack Sprayer Manual Pressure Sprayer Rose Cans Hose Crimping Machine HTP Sprayer HTP Delivery Hose HTP Hose Reel HTP Stand HTP Gun / Lance(Brass Rod) Knapsack Power Sprayer Mister / Duster / Granuel Spreader HTP Sprayer Set with Diesel Engine HTP Sprayer Set with Kerosene Engine Fogging Machine Milking Machine Wood Shredder Fodder Ensiling Chaff Cutter Fodder Grinder Chaff Cutter Fodder Mini Chaff Cutter Harvester Maize Sheller Maize Sheller + Dehusker Maize Combine Harvester Onion Digger Carlotti Italy Tea Leaf Harvester Sugarcane Combine Harvester Sugarcane Leaf Stripper Transplanter and Post Hole Digger Paddy Transplanter (2 & 8 Rows) Transplanter-Vegetable & Tobacco Post Hole Digger(4" to 14"Augers)
--	--

EXPLODED DIAGRAM-SINGLE PHASE MOTOR



Product	Agricultural HTP Sprayer	KisanKraft Invoice Date	
Brand	KisanKraft	KisanKraft Invoice No.	
Model	<input type="checkbox"/> KK-PSE-22 <input type="checkbox"/> KK-PSE-30		
WARRANTY PERIOD	6 MONTHS	FOR THE SPECIFIED PERIOD FROM THE DATE OF SALE OR DELIVERY WHICHEVER IS EARLIER.	
Dealer's Invoice Date		Dealer's Invoice No.	
Buyer's Info (Name, Address, Phone, etc.):		Dealer's Stamp (Address, Phone, TIN, etc.):	
Buyer's Sign		Dealer's Sign	

What is covered: KisanKraft Limited and its manufacturers warrant this product to be free from defects in material or workmanship. All parts defective in material and workmanship are covered.

This warranty will only cover defects arising under normal usage.

This warranty is limited to repair or replacement by KisanKraft Limited or its manufacturers at the premises of Authorized Dealers, of such parts as appear to KisanKraft or its manufacturers, upon inspection, to be defective in material and/or workmanship. KisanKraft or its manufacturers make no warranty with respect to trade accessories not manufactured or sold by them.

What is not covered: The warranty shall become null and void and neither KisanKraft Limited nor any of its manufacturers, nor its authorized dealers assumes any responsibility, if the failure was caused by the following:

(1) Operation of product with incorrect fuel or lubricants, (2) Incorrect usage of machine or misuse, (3) Lack of maintenance, (4) Negligence, (5) Accident or physical damage, (6) Repairs made by unauthorized parties and/or with unauthorized parts, (7) Improper set up, adjustments, tampering or altered products

Note: The purchase is not contingent upon a product demonstration. The purchaser shall satisfy himself with the product, including any product demonstration or verification of any function, before buying. KisanKraft Limited or its authorized dealers, including online sellers, shall not be liable to give any on-site demonstration after purchase of any of the product

This warranty is null & void, if you fail to register the warranty with KisanKraft by sending the KisanKraft Copy with dealer's stamp.

KisanKraft Limited (formerly known as KisanKraft Machine Tools P Ltd)

KisanKraft® Warranty Certificate

(CUSTOMER COPY)

Important: (1) Normal maintenance and adjustments to the product is the responsibility of the customer. (2) Normal wear and tear is not covered under warranty. (3) Rubber/plastic parts and consumables such as blades, clutch and clutch-bell, spark-plugs, nylon line, air-filters, fuel-filters, oil seals etc. are not covered under the warranty.

No Warranty On Electrical Motor / Electrical Parts / Battery Etc.

Incidental / Consequential Loss: KisanKraft Limited or its manufacturers will not be liable for general damages, including bodily injuries, or for incidental or consequential damages including, but not limited to, loss of use, loss of profits, loss of production, expense of substitute equipment or other commercial loss or damage.

Limitation of Liability: This limited warranty is in lieu of all other express warranties, obligations, or liabilities. Any implied warranties, obligations or liabilities, including, but not limited to, any implied warranty of merchantability shall be limited in duration to the applicable warranty period. Any action for breach of any warranties hereunder, including, but not limited to, any implied warranty of merchantability must be brought within the applicable warranty period.

Modifications of Warranty: No agent, representative, dealer, or employee of KisanKraft Limited or any of its manufacturers has the authority to increase or alter the obligations of this warranty.

Assignment / Transfer of warranty: The warranty cannot be assigned and shall not transfer if the product is resold by the first buyer. The above warranties are extended to the first end user (original purchaser), and no warranty is made, nor authorized to be made assignable on resale by the first end user.

What you must do to obtain limited warranty service: To obtain performance of any obligation under this warranty for failure during the applicable warranty period, deliver the defective product, to the nearest Authorized Dealer. KisanKraft Limited, its manufacturers and its dealers reserve the right to inspect the claimed defective part(s) to determine if the malfunction is the result of a defect covered by this warranty. Please note that the decision of KisanKraft Limited with respect to any warranty claim is final.

Receipt is required for availing warranty services

Jurisdiction: All disputes are subject to Bangalore court's jurisdiction.

Our Products	<ul style="list-style-type: none"> ◆Chainsaws◆Brush Cutters and Accessories◆Harvesters◆ ◆Engines and Water Pumps◆Hand Tools◆Garden Tools◆ ◆Cultivators and Accessories◆Sprayers and Accessories◆ ◆Transplanter and Post Hole Digger ◆ Milking Machines ◆
---------------------	--

This warranty is null & void, if you fail to register the warranty with KisanKraft by sending the KisanKraft Copy with dealer's stamp.

KisanKraft Limited (formerly known as KisanKraft Machine Tools P Ltd)

🌐: www.kisankraft.com

✉: info@kisankraft.com

☎: +91.80. 22178200

KisanKraft®

**Agricultural HTP Sprayer
KK-PSE-22-30**

Part No	Part Name	Part No	Part Name
32.	Grease Seal	85.	N/A
33.	Grease Ring	86.	V-Pulley
34.	V-Packing	87.	Key-V-Pulley
35.	V-Packing Seat	88.	Plain Washer
36.	Grease Cup	89.	Spring Washer
37.	Cylinder	90.	Hex Bolt
38.	Set Clip For Adjusting	91.	Strainer Joint
39.	Valve Assembly	92.	Suction Hose
40.	N/A	93.	Wing Nut, Suction
41.	Valve Spring	94.	Male Joint
42.	N/A	95.	Suction Packing
43.	Valve Seat	96.	Strainer Suction Assy
44.	Valve Seal	97.	Overflow Hose
45.	Suction Chamber	98.	Wing Nut, Over Flow
46.	Stud Bolt-Suction Chamber	99.	Male Joint
47.	Plain Washer	100.	Overflow Packing
48.	Spring Washer	101.	Bed, Crank Case
49.	Hex Nut	102.	Spring Washer
50.	Suction Cap	103.	Hex Bolt
51.	Water Outlet Chamber	104.	Adjusting Handle
52.	Stud Bolt-Outlet Chamber	105.	Partial Regulator
53.	Plain Washer	106.	

🌐: www.kisankraft.com

✉: info@kisankraft.com

☎: +91.80. 22178200

POWER SPRAYER-PARTS LIST

Part No	Part Name	Part No	Part Name
1.	Crank Case	54.	Hex Nut
2.	Oil Inlet Cover	55.	Air Chamber
3.	Name Plate	56.	Pressure Gauge
4.	Plunger	57.	Cock (valve)/Ball Cock
5.	Plunger Pin	58.	N/A
6.	Connecting Rod	59.	Pressure Adjusting Screw
7.	Bolt Connecting Rod	60.	Fly Nut
8.	Spring Washer	61.	Spring Box
9.	Plain Washer	62.	Cross Screw
10.	Crank Case cover	63.	Plain Washer
11.	Packing Cover	64.	Spring Washer
12.	Screw Cover	65.	Level
13.	Oil Gauge	66.	Upper Metal
14.	Drain Plug	67.	Regulation Spring
15.	Packing Drain Plug	68.	Spring Seat
16.	Crank Shaft	69.	Pin-Spring Box
17.	Ball Bearing	70.	E-Ring
18.	Case Ball Bearing	71.	Plain Washer
19.	Oil Seal, Crank Shaft	72.	Pressure Adjuster
20.	Packing Bearing Case (Only for 120A3)	73.	Hex Bolt
21.	Hex Bolt (Only for 120A3)	74.	Plain Washer
22.	Cover-Crank Shaft	75.	N/A
23.	Screw-Crank Cover	76.	N/A
24.	Plain Washer	77.	Box Oil Seal
25.	Gland Cover	78.	Spindle
26.	Plain Washer	79.	N/A
27.	Spring Washer	80.	Ball Valve / Steel Ball
28.	Stud Bolt	81.	Body Over Flow
29.	Plunger Oil Seal	82.	Valve Seat/ Steel Ball Seat
30.	Check Ring	83.	Packing Valve Seat
31.	Adjusting Ring	84.	N/A

BEFORE GETTING STARTED

Before using the machine for the first time be sure to read through this manual in order to avoid wrong operation. Please preserve this manual properly so that it can provide you with information whenever necessary.

SAFETY INSTRUCTIONS

- Using this machine with extra high pressure is prohibited ($\leq 35 \text{ kgf/cm}^2$);
- The rotary parts should have safety protective device;
- Protective Clothing:

- Wear flange cap.
- Wear dirt/fog-proof glasses.
- Wear gauze mask.
- Wear long gloves.
- Wear coat guarding against poisons.
- Wear boots.



- Spraying towards personnel and working at the downwind position are prohibited;
- Running the machine without water or lubricating oil is prohibited;
- Using special working solutions as strong acid, strong alkali, etc. is prohibited
- Following personnel should not use the machine:
 - Mentally challenged.
 - Drunk.
 - Under the age of 18 or older people.
 - Person with no knowledge of the machine.
 - Tired person or patient and others who cannot operate the machine normally.
 - A person who has just exercised strenuously or has not slept enough. Women feeding breast milk to the baby or is pregnant.
- Spraying
 - It is fine to carry out an operation during cool weather with little wind. For example, early in the mornings or in the late afternoons as this can reduce the evaporation and drift of chemicals and improve the protective effect.
 - The operator should move windward.
 - If your mouth or eyes are spattered with chemicals, wash them with clean water and then visit a doctor.
 - If the operator has a headache or dizziness, should stop working at once and consult a doctor immediately.

- For the operator's safety, misting/dusting must be carried out strictly according to the instruction of the chemicals and agricultural requirements.
- Spray over, according to pesticide manual to clean out any residual spray mixture in chemical tank.
- After spraying always wash your hands and face thoroughly

PUMP DIAGRAMS

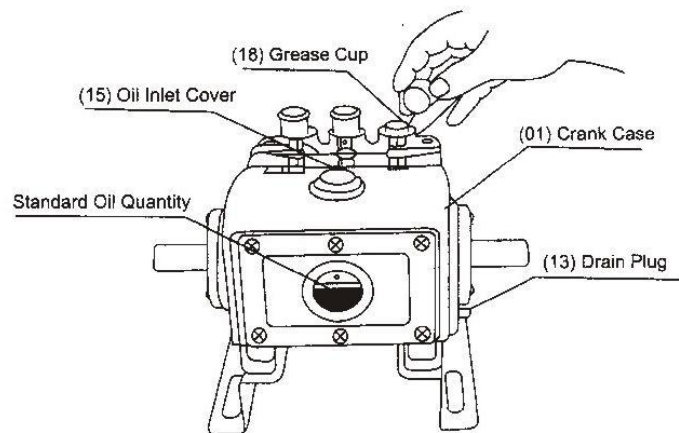
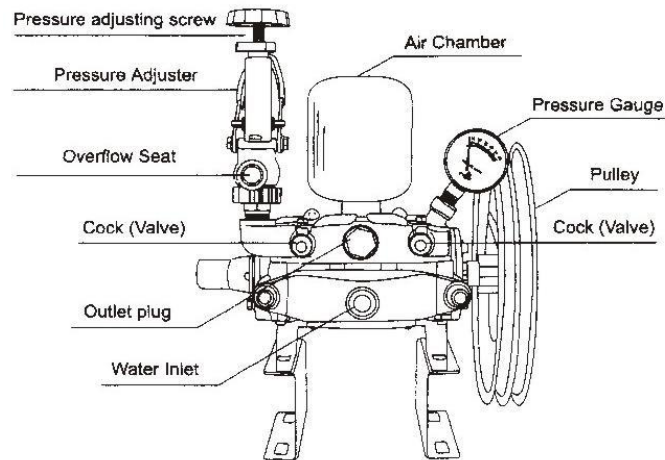
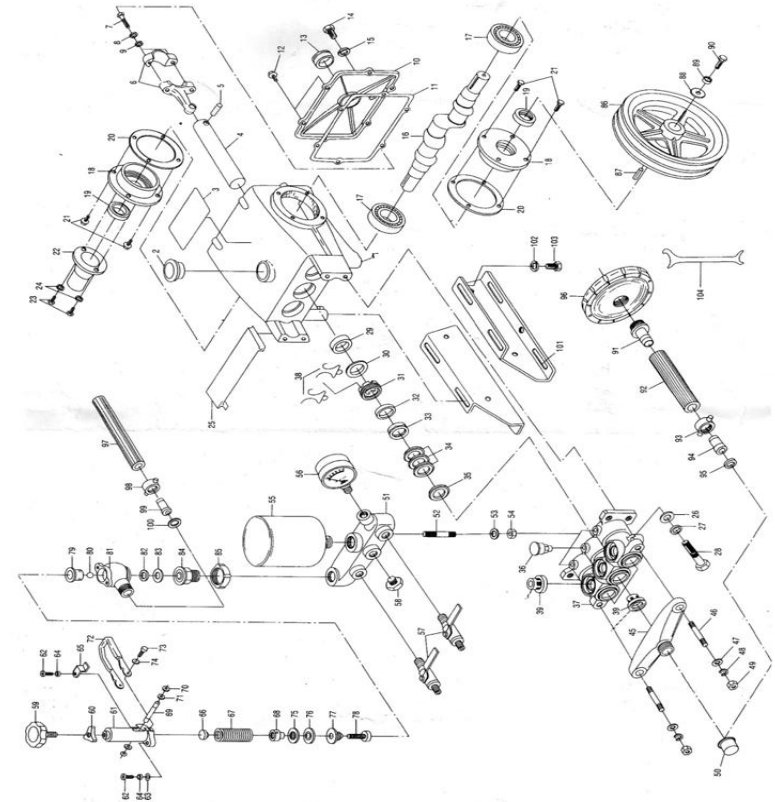


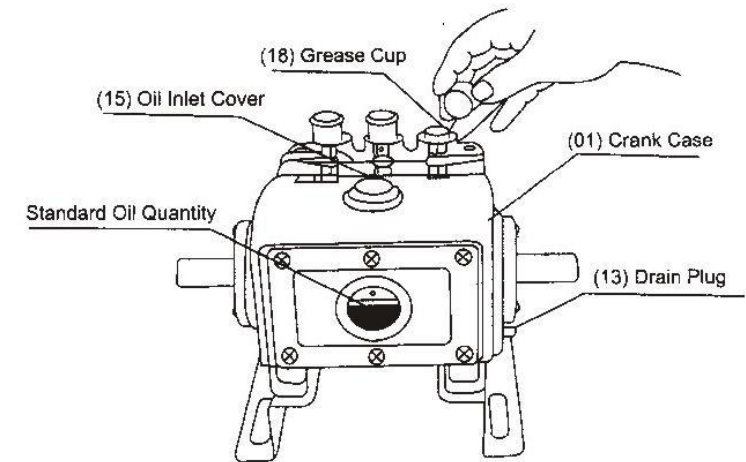
DIAGRAM - POWER SPRAYER



Note: The above sprayer models have the following:

1.	Heavy Duty Stand	5.	90 cm Straight Head brass Gun & 3' Bend Head brass Gun
2.	50 m delivery hose	6.	2-Extra V-Belts
3.	5m Suction hose with strainer	7.	Tool-kit
4.	2.5m Overflow hose		

Disclaimer: Product specifications are subject to change without prior notice.
Pictures used in this manual are only for illustration purpose.



OPERATING INSTRUCTIONS

1. Check every fastener and make sure that the sprayer and the motor are installed firmly on the frame.
2. Set both the pulleys in a straight line and the belt in an appropriate tightness.
3. All joints of the hoses must be tightened to prevent any leakage.
4. Before starting the motor shut-off the cock (valve) Loosen the pressure adjusting screw and pull the pressure adjuster to the top.
5. Start the motor to power the sprayer. Keep a proper RPM. Press the pressure adjuster to the bottom.
6. Keep the pressure around 20-35 Kgs by adjusting the Pressure adjusting screw.
7. Open the cock (valve) to start spraying.
8. After the spraying is over, pull the pressure adjuster to the top and operate the sprayer with fresh water to clean out the remaining chemicals

PUMP LUBRICATION

1. Replace the lubricating oil, after the sprayer has been used for the first 10 hours. Next oil change should be after 40 hours. Afterwards oil should be changed every 70 hours.
2. Drain away the dirty oil by opening the drain plug.
3. After the drain plug is screwed back, remove the oil inlet cover and refill fresh SAE 20W-40 engine oil.
4. Keep the oil level at 2/3rd of the oil gauge.
5. Always fill the grease cups with grease. Screw on the grease cups, 2-3 cycles every 2 hours of spraying.

TROUBLE SHOOTING

Problem	Probable cause	Remedy
Feeding Failure & Pressure Instability	The suction hose is leaking or is blocked or struck	Clear the blockage and fix the leakage
	The valve assembly is damaged or struck.	Remove the suction chamber and the water outlet chamber, clean the valve assembly.
Pressure Insufficiency	Pressure screw is not adjusted properly	Adjust the pressure screw accordingly
	Check if the belt is loose	Tighten the belt
	The sprayer hose and the couplings are broken or damaged or loose	Repair or replace the sprayer hose and the coupling if necessary
Cylinder Leakage	Problem with the adjusting rings	Remove the gland cover and wind up the adjusting rings. If the problem is not fixed replace the v-packing in the cylinder

MAINTENANCE AND STORAGE

1. Replace the oil after first 40 hours, and afterwards replace it once in every 70 hours.
2. Each and every time once the work is finished operate it with clean water for 2~3 minutes to eliminate the residual chemical and keep all the parts clean.
3. For long term storage, clean and wipe the spraying machine dry and place it in a cool and dry place

TECHNICAL SPECIFICATIONS

Fully Assembled HTP Sprayers	KK-PSE-22 (KK-22CI3)	KK-PSE-30 (KK-30CI3)
Oil (20W 40 Grade)	For HTP - 700 ml	For HTP - 900 ml

Fully Assembled HTP Sprayer sets with Electric Motors

Model	Electric Motor model	HTP
KK-PSE-22	KK-IM4-1020	KK-22CI3
KK-PSE-30	KK-IM4-1040	KK-30CI3

Electric Motor (Single Phase)	KK-IM4-1020	KK-IM4-1040
kW(hp)	1.5 (2)	3(4)
RPM	1440	
Volts(v)	220	
Frequency (Hz)	50	
Amps (A)	9.5	18.8
Efficiency	74%	78%
Weight (kg)	23	33
Winding	Copper	
Capacitor-1	200 µF/250V	350 µF /250V
Capacitor-2	40 µF/450V	55 µF /450V