

Product	Agricultural Knapsack Sprayer (Manual)	KisanKraft Invoice Date	
Brand	KisanKraft	KisanKraft Invoice No.	
Model	KK-KMS-116		
WARRANTY PERIOD	6 MONTHS	FOR THE SPECIFIED PERIOD FROM THE DATE OF SALE OR DELIVERY WHICHEVER IS EARLIER.	
Dealer's Invoice Date		Dealer's Invoice No.	
Buyer's Info (Name, Address, Phone, etc.):		Dealer's Stamp (Address, Phone, TIN, etc.):	
Buyer's Sign		Dealer's Sign	

What is covered: KisanKraft Limited and its manufacturers warrant this product to be free from defects in material or workmanship. All parts defective in material and workmanship are covered.

This warranty will only cover defects arising under normal usage.

This warranty is limited to repair or replacement by KisanKraft Limited or its manufacturers at the premises of Authorized Dealers, of such parts as appear to KisanKraft or its manufacturers, upon inspection, to be defective in material and/or workmanship. KisanKraft or its manufacturers make no warranty with respect to trade accessories not manufactured or sold by them.

What is not covered: The warranty shall become null and void and neither KisanKraft Limited nor any of its manufacturers, nor its authorized dealers assumes any responsibility, if the failure was caused by the following:

- (1) Operation of product with incorrect fuel or lubricants,
- (2) Incorrect usage of machine or misuse,
- (3) Lack of maintenance,
- (4) Negligence,
- (5) Accident or physical damage,
- (6) Repairs made by unauthorized parties and/or with unauthorized parts,
- (7) Improper set up, adjustments, tampering or altered product

Note: The purchase is not contingent upon a product demonstration. The purchaser shall satisfy himself with the product, including any product demonstration or verification of any function, before buying. KisanKraft Limited or its authorized dealers, including online sellers, shall not be liable to give any on-site demonstration after purchase of any of the product

This warranty is null & void, if you fail to register the warranty with KisanKraft by sending the KisanKraft Copy with dealer's stamp.

KisanKraft Limited (formerly known as KisanKraft Machine Tools P Ltd)

🌐: www.kisankraft.com

✉: info@kisankraft.com

☎: +91.80. 22178200

Important: (1) Normal maintenance and adjustments to the product is the responsibility of the customer. (2) Normal wear and tear is not covered under warranty (3) Rubber/plastic parts and consumables such as blades, clutch and clutch-bell, spark-plugs, nylon line, air-filters, fuel-filters, oil seals etc. are not covered under the warranty.

No Warranty On Electrical Motor / Electrical Parts / Battery Etc.

Incidental / Consequential Loss: KisanKraft Limited or its manufacturers will not be liable for general damages, including bodily injuries, or for incidental or consequential damages including, but not limited to, loss of use, loss of profits, loss of production, expense of substitute equipment or other commercial loss or damage.

Limitation of Liability: This limited warranty is in lieu of all other express warranties, obligations, or liabilities. Any implied warranties, obligations or liabilities, including, but not limited to, any implied warranty of merchantability shall be limited in duration to the applicable warranty period. Any action for breach of any warranties hereunder, including, but not limited to, any implied warranty of merchantability must be brought within the applicable warranty period.

Modifications of Warranty: No agent, representative, dealer, or employee of KisanKraft Limited or any of its manufacturers has the authority to increase or alter the obligations of this warranty.

Assignment / Transfer of warranty: The warranty cannot be assigned and shall not transfer if the product is resold by the first buyer. The above warranties are extended to the first end user (original purchaser), and no warranty is made, nor authorized to be made assignable on resale by the first end user.

What you must do to obtain limited warranty service: To obtain performance of any obligation under this warranty for failure during the applicable warranty period, deliver the defective product, to the nearest Authorized Dealer. KisanKraft Limited, its manufacturers and its dealers reserve the right to inspect the claimed defective part(s) to determine if the malfunction is the result of a defect covered by this warranty. Please note that the decision of KisanKraft Limited with respect to any warranty claim is final.

Receipt is required for availing warranty services

Jurisdiction: All disputes are subject to Bangalore court's jurisdiction.

Our Products

- ◆Chainsaws◆Brush Cutters and Accessories◆Harvesters◆
- ◆Engines and Water Pumps◆Hand Tools◆Garden Tools ◆
- ◆Cultivators and Accessories◆Sprayers and Accessories◆
- ◆Transplanter and Post Hole Digger ◆Milking Machines ◆

This warranty is null & void, if you fail to register the warranty with KisanKraft by sending the KisanKraft Copy with dealer's stamp.

KisanKraft Limited (formerly known as KisanKraft Machine Tools P Ltd)

User Manual



KisanKraft Limited

(Formerly known as KisanKraft Machine Tools Pvt. Ltd)

Sri Huchhanna Tower, #4, 1st Main, 7-A Cross, Maruthi Layout, Dasarahalli,
HAF Post, Hebbal, Bangalore 560024, Karnataka, INDIA

- ♦ Bangalore (HO) ♦ Ahmedabad ♦ Bhopal ♦ Bhubaneswar ♦ Coimbatore ♦
♦ Jaipur ♦ Guwahati ♦ Patna ♦ Hinudpur ♦ Hubli ♦ Hyderabad ♦
♦ Karnal ♦ Kolkata ♦ Lucknow ♦ Nagpur ♦ Pune ♦ Raipur ♦ Shimla

CONTENTS

BEFORE GETTING STARTED	7
APPLICATION.....	7
SAFETY INSTRUCTIONS	7
STRUCTURE & WORKING PRINCIPLE	8
CHARACTERISTICS	9
BEFORE OPERATION	9
OPERATION	9
TROUBLE SHOOTING	10
TECHNICAL SPECIFICATION	11
MAINTENANCE AND STORAGE	11
PARTS DIAGRAM & LIST	12

Product	Agricultural Knapsack Sprayer (Manual)	KisanKraft Invoice Date	
Brand	KisanKraft	KisanKraft Invoice No.	
Model	KK-KMS-116	Serial #	
WARRANTY PERIOD	6 MONTHS	FOR THE SPECIFIED PERIOD FROM THE DATE OF SALE OR DELIVERY WHICHEVER IS EARLIER.	
Dealer's Invoice Date		Dealer's Invoice No.	
Buyer's Info (Name, Address, Phone, etc.):		Dealer's Stamp (Address, Phone, TIN, etc.):	
Buyer's Sign		Dealer's Sign	

What is covered: KisanKraft Limited and its manufacturers warrant this product to be free from defects in material or workmanship. All parts defective in material and workmanship are covered.

This warranty will only cover defects arising under normal usage.

This warranty is limited to repair or replacement by KisanKraft Limited or its manufacturers at the premises of Authorized Dealers, of such parts as appear to KisanKraft or its manufacturers, upon inspection, to be defective in material and/or workmanship. KisanKraft or its manufacturers make no warranty with respect to trade accessories not manufactured or sold by them.

What is not covered: The *warranty shall become null and void* and neither KisanKraft Limited nor any of its manufacturers, nor its authorized dealers assumes any responsibility, if the failure was caused by the following:

- (1) Operation of product with incorrect fuel or lubricants, (2) Incorrect usage of machine or misuse, (3) Lack of maintenance, (4) Negligence, (5) Accident or physical damage, (6) Repairs made by unauthorized parties and/or with unauthorized parts, (7) Improper set up, adjustments, tampering or altered products

Note: The purchase is not contingent upon a product demonstration. The purchaser shall satisfy himself with the product, including any product demonstration or verification of any function, before buying. KisanKraft Limited or its authorized dealers, including online sellers, shall not be liable to give any on-site demonstration after purchase of any of the product

This warranty is null & void, if you fail to register the warranty with KisanKraft by sending the KisanKraft Copy with dealer's stamp.

KisanKraft Limited (formerly known as KisanKraft Machine Tools P Ltd)

Important: (1) Normal maintenance and adjustments to the product is the responsibility of the customer. (2) Normal wear and tear is not covered under warranty.(3) Rubber/plastic parts and consumables such as blades, clutch and clutch-bell, spark-plugs, nylon line, air-filters, fuel-filters, oil seals etc. are not covered under the warranty.

No Warranty On Electrical Motor / Electrical Parts / Battery Etc.

Incidental / Consequential Loss: KisanKraft Limited or its manufacturers will not be liable for general damages, including bodily injuries, or for incidental or consequential damages including, but not limited to, loss of use, loss of profits, loss of production, expense of substitute equipment or other commercial loss or damage.

Limitation of Liability: This limited warranty is in lieu of all other express warranties, obligations, or liabilities. Any implied warranties, obligations or liabilities, including, but not limited to, any implied warranty of merchantability shall be limited in duration to the applicable warranty period. Any action for breach of any warranties hereunder, including, but not limited to, any implied warranty of merchantability must be brought within the applicable warranty period.

Modifications of Warranty: No agent, representative, dealer, or employee of KisanKraft Limited or any of its manufacturers has the authority to increase or alter the obligations of this warranty.

Assignment / Transfer of warranty: The warranty cannot be assigned and shall not transfer if the product is resold by the first buyer. The above warranties are extended to the first end user (original purchaser), and no warranty is made, nor authorized to be made assignable on resale by the first end user.

What you must do to obtain limited warranty service: To obtain performance of any obligation under this warranty for failure during the applicable warranty period, deliver the defective product, to the nearest Authorized Dealer. KisanKraft Limited, its manufacturers and its dealers reserve the right to inspect the claimed defective part(s) to determine if the malfunction is the result of a defect covered by this warranty. Please note that the decision of KisanKraft Limited with respect to any warranty claim is final.

Receipt is required for availing warranty services

Jurisdiction: All disputes are subject to Bangalore court's jurisdiction.

<p>Our Products</p>	<p>◆Chainsaws◆Brush Cutters and Accessories◆Harvesters◆ ◆Engines and Water Pumps◆Hand Tools◆Garden Tools◆ ◆Cultivators and Accessories◆Sprayers and Accessories◆ ◆Transplanter and Post Hole Digger ◆ Milking Machines ◆</p>
--------------------------------	--

This warranty is null & void, if you fail to register the warranty with KisanKraft by sending the KisanKraft Copy with dealer's stamp.

KisanKraft Limited (formerly known as KisanKraft Machine Tools P Ltd)

BEFORE GETTING STARTED

Thank you for your purchase and use of our products. In order to avoid accidents or injury, **please read this manual carefully** before using. After reading, preserve it for further reference.

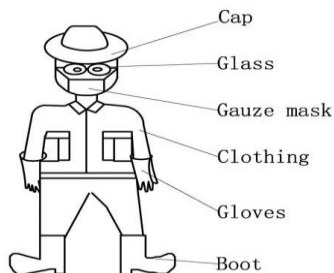
APPLICATION

The pressure sprayers developed by our company are safe, economic and efficient in nature. Its structure is new and modelling is unique making it highly comfortable for usage and spraying evenly. It is especially suitable for prevention and cure of diseases and insect's violation of crops, for blowers, plants and gardens, for environmental sanitation of public places, epidemic prevention near hotels, stations and sanitation of livestock poultry sheds.

SAFETY INSTRUCTIONS

1. Read this manual carefully, be sure you understand how to operate this machine properly before you use it.
2. Protective Clothing:

- Wear flange cap.
- Wear dirt/fog-proof glasses.
- Wear gauze mask.
- Wear long gloves.
- Wear coat guarding against poisons.
- Wear boots.



3. Following personnel should not use the machine:
 - Mentally challenged.
 - Drunk.
 - Under the age of 18 or older people.
 - Person with no knowledge of the machine.
 - Tired person or patient and others who cannot operate the machine normally.
 - A person who has just exercised strenuously or has not slept enough. Women feeding breast milk to the baby or is pregnant.
4. Spraying
 - It is fine to carry out an operation during cool weather with little wind. For example, early in the mornings or in the late afternoons as this can reduce the evaporation and drift of chemicals and improve the protective effect.
 - The operator should move windward.
 - Do not spray the pesticide at other people, animals and foodstuff.
 - If your mouth or eyes are spattered with chemicals, wash them with clean water and then visit a doctor.
 - If the operator has a headache or dizziness, should stop working at once and consult a doctor immediately.

- For the operator's safety, misting/dusting must be carried out strictly according to the instruction of the chemicals and agricultural requirements.
 - Spray over, according to pesticide manual to clean out any residual spray mixture in chemical tank.
 - After spraying always wash your hands and face thoroughly.
5. **Warning:**
- Check if the parts in the package coincide with the packing list.
 - Don't use it to spray corrosive liquids, strong acid or alkali, coal, oil and other volatile liquid in order not to catch a fire or get any burns.
 - It will harm persons and crop if the chemical liquid is mixed improper. Please read the introduction of pesticide before using it.
 - It is prohibited to put the pesticide into other containers in order not to prevent any accidental consumption.
 - In order to avoid incidents incurred by clinging to the pesticide, the operator must wear flange cap, fog-proof glasses, gauze mask, long gloves, and coat guarding against poisons, boots and some other protective clothing.
 - After operating, the operator must wash the whole body with water and soap. In the meantime, the operator must wash eyes with clean water, and change clothes every day within the period of operation.
 - Don't let the deposit or the water used for cleaning the machine flow into river, lake, pond, in order not to avoid pollution.
 - The machine should cleaned completely, be dried and charged fully after using, and then should be kept in a cool and windy place.
 - Before turning on the switch, do not swing the operation arm continuously for a long time, in order to avoid damage to the machine.
 - Do not operate under high temperatures for prolonged time.
 - It is also strictly forbidden to use high toxic and high residual pesticide for the insects of vegetables melons, guards, fruits, tea and medical herbs. Strictly control the safe period collection after applying pesticide.
 - After operation, please clean the sprayer, in order to avoid the medicinal liquid corroding the spray machine or blocking up the spray head. It also avoids residual pesticide mixing with the next different pesticide which may cause a chemical reaction and influence the effect of the pesticide or harm the crops.
 - If the sprayer is not used for a long period or continuously operated for several days, please add Vaseline to the sealing washer and activating parts to reduce wear and to ease obstruction.

STRUCTURE & WORKING PRINCIPLE

Structure: The machine is composed of the following:

1. Container of liquid
2. Pump and air chamber
3. Spraying system (including rubber hose and components, switch, sprayer spindle and head)
4. Operation arm and components
5. Backpack belt system

Working principle: By swinging the operation arm and components, the pump bowl rises up and down which allows the sealing ball to turn on and off. This in turn makes the pressure in the

air chamber rise up and down which then forces the medicinal liquid into the chamber, the liquid can then go through the spraying system and spurt out as spray.

CHARACTERISTICS

The product has the following advantages and characteristics:

- Unique structure of air compartment, novel design, putting forth one's fewer strength, rapid pressure-increasing and high efficiency.
- Big volume of air compartment (0.85 liter) and long spraying time.
- Rapid pressure boosting (the cylinder is three times bigger than ordinary one.
- Strong anti- corrosion ability since its internal structure adopts quality plastic
- Easy and convenient to store and carry, spraying pipe and rocker have the function of clipping and fixing.
- Easy to maintain and repair, spraying parts are in common use with those of ordinary models.
- Various spray heads can be fitted for use in different tasks, to achieve a fine spray and sprinkle effects.
- The chosen materials for the machine are resistant to acid, alkalinity and corrosion. The machine is sealed hermetically and is very durable.
- Stylish and luxurious appearance. It's above advantages and characteristics change original outdated styles and make sprayer become much reasonable and applicable.
- The product accordingly conforms to the requirements of international advanced equipment for plant protection





BEFORE OPERATION

1. Before use, fix all parts well according to assembly drawing and wrench firm without leakage.
2. Fill in filtered water and note never to fill in dirty water to avoid blockage.
3. During pumping, never use too high pressure to avoid damaging metallic parts. The service pressure should be between 0.2-0.3 Mpa.

OPERATION

After the packing box of new machine is opened please check all the parts conform to the packing list. Then assemble the machine as per the structure sketch. Before use please wrench the cap off the container. Pour the compounded medicinal liquid through the filter into the container slowly, then close the cap tightly and put the machine on your back. After the pressure in the air chamber is boosted swing the operation arm and then press the switch component to begin spray operation. It can be point-spray or it can be continuous spray. At the same time adjust the nut according to the requirement of the crops in order to improve the quality of spraying.

Choose the different spray-head for spraying correctly. Accompanying with the machine delivered there are 3 kinds spray heads:

<p>Fan style spray: This sprays evenly and is suitable for spraying on low and short stalked crops and for the spraying of weed killer. Keep the spray head stable and spray in the same direction as the wind.</p>	 <p>fan style spray head</p>  <p>Conical spray head</p>
<p>Conical spray head: This can be used for spraying pesticide and insecticide, to prevent diseases and kill insects. Spray in the same direction as the wind.</p>	  <p>Conical spray head</p>

TROUBLE SHOOTING

Problem	Cause	Remedy
Leakage	<ol style="list-style-type: none"> 1. Sealing plate not installed 2. Sealing plate is damaged 3. Is not wrenched firm 	Replace sealing plate or wrench firm
Water drip from the cylinder	<ol style="list-style-type: none"> 1. Leather cup was worn out (too big gap) 2. Cylinder is broken 	Replace the cap or cylinder accordingly.
Over weight rocker or send forth piercing sound during rocking	<ol style="list-style-type: none"> 1. Dry friction between leather cap and cylinder 2. leather cap expands excessively 	<ol style="list-style-type: none"> 1. Add lubricant 2. Replace leather cap 3. Rinse leather cup and let it dry and add it for using again
Can't draw water out or pressure not high enough	<ol style="list-style-type: none"> 1. Glass ball is not opened 2. Glass ball falls. 3. Seriously blocked 	Disassemble and rinse, then install according to installation and assembly drawing
Return to upward position in case rocking stops	<ol style="list-style-type: none"> 1. Glass ball in air compartment falls 2. There is foreign matter on glass ball in air compartment 3. Ball cap is blocked is blocked and deformed 	<ol style="list-style-type: none"> 1. Clear foreign matter on glass ball 2. Use filter water. 3. Replace valve cap
Bad spraying	<ol style="list-style-type: none"> 1. Foreign matter blocks spray cup 2. Spray slice and spray core are broken 	<ol style="list-style-type: none"> 1. Separate and eliminate foreign matter 2. Replace spray slice and spray core
Metallic parts deform	Excessive pressure, overexert	Replace metallic parts, pay attention to proper pressure

TECHNICAL SPECIFICATION

Knapsack Manual Sprayer	
Model	KK-KMS-116
Tank capacity	16 L

MAINTENANCE AND STORAGE

Daily maintenance:

The following maintenance should be done after daily job.

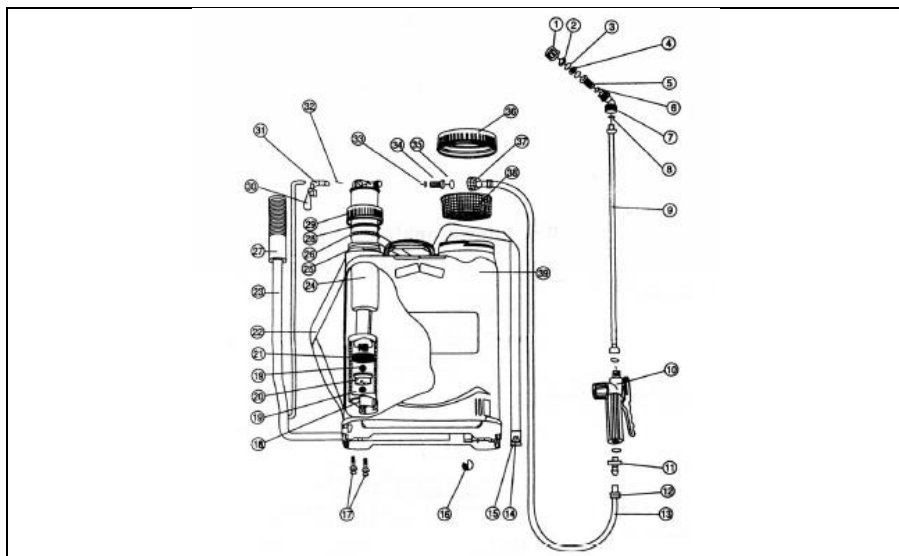
1. Cleaning the dust on the surface of the machine.
2. Clean the chemical tank with clean water and wipe it dry.
3. Check if there is any leakage of water. If there is a leakage, remedy procedures are to be taken.
4. Check to see if the screws are loose or lost. If so, please tighten the screw or replace.
5. The machine after maintenance should be stored in a place which is dry and has good ventilation. It must be far away from any fire source and sunlight.

Long term Storage:

The machine which is to be stored for a long time should be maintained as follows:

1. Clean the machine surface carefully.
2. Discard any chemical in the tank and the pump, clean them with clean water.
3. All the plastic parts must neither be exposed to the sunlight nor pressed by heavy matter.
4. Add lubricant to the leather cup.
5. In case of blockage of shower head, never use a sharp tool to dredge it to avoid damage
6. Clean the filter apparatus frequently
7. Cover the machine with plastic dustcoat and store in a dry and clean place.

PARTS DIAGRAM & LIST



SI No	Description of the part	Qty	SI No	Description of the part	Qty
1.	Shower head cap	1	21.	Leather cup	1
2.	Round spray slice	1	22.	Back belt	2
3.	Washer 12X16	2	23.	rocker	1
4.	Round spray core	1	24.	Air compartment	1
5.	Small strainer	2	25.	Locator sleeve	1
6.	"O" ring 14x13	1	26.	Weight cap	1
7.	Spray cup	1	27.	Handle	1
8.	Washer 14x18	3	28.	Linoleum	1
9.	Jet tube	1	29.	Linoleum Weight cap	1
10.	Switch component	1	30.	Rocker hanging ring	1
11.	Rubber tube screw	1	31.	Jet tube clip	1
12.	Rubber tube bail	2	32.	Open end pin 2.5x20	2
13.	Rubber tube	1	33.	"O" ring 14x13	1
14.	Back belt hook	2	34.	Small strainer	1
15.	Back belt striking plate	2	35.	Washer 12x16	1
16.	Rocker locator	1	36.	Filter cap	1
17.	M8 screw	2	37.	Rubber tube cap	1
18.	Cylinder	1	38.	Strainer plate	1
19.	Glass ball	2	39.	Barrel	1
20.	Valve cap	1	40.		

KisanKraft has a large range of products to serve the farmers. A list of our products is given below:

<p>Brush Cutters and Accessories</p> <ul style="list-style-type: none"> Brush Cutter/Power Weeder Backpack Brush Cutter Tea Pruner Pole pruner with Engine Reaper Attachment Blades-Circular Blades (2 & 3 points) Baffle Nylon Rope Tap & Go <p>Chainsaws</p> <ul style="list-style-type: none"> Petrol Chainsaw Electric Chainsaw Chain Sharpening Machine <p>Engines and Water Pumps</p> <ul style="list-style-type: none"> Engine –Diesel-(Horizontal) Engine –Diesel(Vertical) Engine-Kerosene Water Pump with Petrol Engine Water Pump with Kerosene Engine Water Pump with Diesel Engine <p>Hand Tools</p> <ul style="list-style-type: none"> Secateurs Folding Saw Garden Rake Garden Shovel Hedge Shear Lopper Telescopic Hedge Shear Telescopic Lopping Shear Tree Pruner Telescopic Steel Pipe & Fruit Picker Bag Sheep Shear <p>Garden Tools</p> <ul style="list-style-type: none"> Electric Pressure Washer Hedge Trimmer Lawn Mower (Electric, Petrol & Manual) Leaf Blower 	<p>Cultivators and Accessories</p> <ul style="list-style-type: none"> Petrol and Diesel <p>Sprayers and Accessories</p> <ul style="list-style-type: none"> Battery Sprayer Portable Power Sprayer Trolley Sprayer Manual Knapsack Sprayer Manual Pressure Sprayer Rose Cans Hose Crimping Machine HTP Sprayer HTP Delivery Hose HTP Hose Reel HTP Stand HTP Gun / Lance(Brass Rod) Knapsack Power Sprayer Mister / Duster / Granuel Spreader HTP Sprayer Set with Diesel Engine HTP Sprayer Set with Kerosene Engine Fogging Machine <p>Milking Machine</p> <ul style="list-style-type: none"> Wood Shredder Fodder Ensiling Chaff Cutter Fodder Grinder Chaff Cutter Fodder Mini Chaff Cutter <p>Harvester</p> <ul style="list-style-type: none"> Maize Sheller Maize Sheller + Dehusker Maize Combine Harvester Onion Digger Carlotti Italy Tea Leaf Harvester Sugarcane Combine Harvester Sugarcane Leaf Stripper <p>Transplanter and Post Hole Digger</p> <ul style="list-style-type: none"> Paddy Transplanter (2 & 8 Rows) Transplanter-Vegetable & Tobacco Post Hole Digger(4" to 14"Augers)
--	--

Wide Range of Products for Every Need



For more information give **MISSED CALL: 07676065555**



Many of our products have BIS: ISI certification.



Product	Agricultural Knapsack Sprayer (Manual)	KisanKraft Invoice Date	
Brand	KisanKraft	KisanKraft Invoice No.	
Model	KK-KMS-116		
WARRANTY PERIOD	6 MONTHS	FOR THE SPECIFIED PERIOD FROM THE DATE OF SALE OR DELIVERY WHICHEVER IS EARLIER.	
Dealer's Invoice Date		Dealer's Invoice No.	
Buyer's Info (Name, Address, Phone, etc.):		Dealer's Stamp (Address, Phone, TIN, etc.):	
Buyer's Sign		Dealer's Sign	

What is covered: KisanKraft Limited and its manufacturers warrant this product to be free from defects in material or workmanship. All parts defective in material and workmanship are covered.

This warranty will only cover defects arising under normal usage.

This warranty is limited to repair or replacement by KisanKraft Limited or its manufacturers at the premises of Authorized Dealers, of such parts as appear to KisanKraft or its manufacturers, upon inspection, to be defective in material and/or workmanship. KisanKraft or its manufacturers make no warranty with respect to trade accessories not manufactured or sold by them.

What is not covered: The *warranty shall become null and void* and neither KisanKraft Limited nor any of its manufacturers, nor its authorized dealers assumes any responsibility, if the failure was caused by the following:

- (1) Operation of product with incorrect fuel or lubricants, (2) Incorrect usage of machine or misuse, (3) Lack of maintenance, (4) Negligence, (5) Accident or physical damage, (6) Repairs made by unauthorized parties and/or with unauthorized parts, (7) Improper set up, adjustments, tampering or altered products

Note: *The purchase is not contingent upon a product demonstration. The purchaser shall satisfy himself with the product, including any product demonstration or verification of any function, before buying. KisanKraft Limited or its authorized dealers, including online sellers, shall not be liable to give any on-site demonstration after purchase of any of the product*

This warranty is null & void, if you fail to register the warranty with KisanKraft by sending the KisanKraft Copy with dealer's stamp.

KisanKraft Limited (formerly known as KisanKraft Machine Tools P Ltd)

🌐: www.kisankraft.com

✉: info@kisankraft.com

☎: +91.80. 22178200

Important: (1) Normal maintenance and adjustments to the product is the responsibility of the customer. (2) Normal wear and tear is not covered under warranty (3) Rubber/plastic parts and consumables such as blades, clutch and clutch-bell, spark-plugs, nylon line, air-filters, fuel-filters, oil seals etc. are not covered under the warranty.

No Warranty On Electrical Motor / Electrical Parts / Battery Etc.

Incidental / Consequential Loss: KisanKraft Limited or its manufacturers will not be liable for general damages, including bodily injuries, or for incidental or consequential damages including, but not limited to, loss of use, loss of profits, loss of production, expense of substitute equipment or other commercial loss or damage.

Limitation of Liability: This limited warranty is in lieu of all other express warranties, obligations, or liabilities. Any implied warranties, obligations or liabilities, including, but not limited to, any implied warranty of merchantability shall be limited in duration to the applicable warranty period. Any action for breach of any warranties hereunder, including, but not limited to, any implied warranty of merchantability must be brought within the applicable warranty period.

Modifications of Warranty: No agent, representative, dealer, or employee of KisanKraft Limited or any of its manufacturers has the authority to increase or alter the obligations of this warranty.

Assignment / Transfer of warranty: The warranty cannot be assigned and shall not transfer if the product is resold by the first buyer. The above warranties are extended to the first end user (original purchaser), and no warranty is made, nor authorized to be made assignable on resale by the first end user.

What you must do to obtain limited warranty service: To obtain performance of any obligation under this warranty for failure during the applicable warranty period, deliver the defective product, to the nearest Authorized Dealer. KisanKraft Limited, its manufacturers and its dealers reserve the right to inspect the claimed defective part(s) to determine if the malfunction is the result of a defect covered by this warranty. Please note that the decision of KisanKraft Limited with respect to any warranty claim is final.

Receipt is required for availing warranty services

Jurisdiction: All disputes are subject to Bangalore court's jurisdiction.

Our Products	◆Chainsaws◆Brush Cutters and Accessories◆Harvesters◆ ◆Engines and Water Pumps◆Hand Tools◆Garden Tools ◆ ◆Cultivators and Accessories◆Sprayers and Accessories◆ ◆Transplanter and Post Hole Digger ◆ Milking Machines ◆
---------------------	---

This warranty is null & void, if you fail to register the warranty with KisanKraft by sending the KisanKraft Copy with dealer's stamp.

KisanKraft Limited (formerly known as KisanKraft Machine Tools P Ltd)