

KisanKraft® Warranty Certificate

(KISANKRAFT COPY)

Important: (1) Normal maintenance and adjustments to the product is the responsibility of the customer. (2) Normal wear and tear is not covered under warranty. (3) Rubber/plastic parts and consumables such as blades, clutch and clutch-bell, spark-plugs, nylon line, air-filters, fuel-filters, oil seals etc. are not covered under the warranty.

No Warranty On Electrical Motor / Electrical Parts / Battery Etc.

Incidental / Consequential Loss: KisanKraft Limited or its manufacturers will not be liable for general damages, including bodily injuries, or for incidental or consequential damages including, but not limited to, loss of use, loss of profits, loss of production, expense of substitute equipment or other commercial loss or damage.

Limitation of Liability: This limited warranty is in lieu of all other express warranties, obligations, or liabilities. Any implied warranties, obligations or liabilities, including, but not limited to, any implied warranty of merchantability shall be limited in duration to the applicable warranty period. Any action for breach of any warranty hereunder, including, but not limited to, any implied warranty of merchantability must be brought within the applicable warranty period.

Modifications of Warranty: No agent, representative, dealer, or employee of KisanKraft Limited or any of its manufacturers has the authority to increase or alter the obligations of this warranty.

Assignment / Transfer of warranty: The warranty cannot be assigned and shall not transfer if the product is resold by the first buyer. The above warranties are extended to the first end user (original purchaser), and no warranty is made, nor authorized to be made assignable on resale by the first end user.

What you must do to obtain limited warranty service: To obtain performance of any obligation under this warranty for failure during the applicable warranty period, deliver the defective product, to the nearest Authorized Dealer. KisanKraft Limited, its manufacturers and its dealers reserve the right to inspect the claimed defective part(s) to determine if the malfunction is the result of a defect covered by this warranty. Please note that the decision of KisanKraft Limited with respect to any warranty claim is final.

Receipt is required for availing warranty services

Jurisdiction: All disputes are subject to Bangalore court's jurisdiction.

Our Products	<ul style="list-style-type: none"> ◆Chainsaws◆Brush Cutters and Accessories◆Harvesters◆ ◆Engines and Water Pumps◆Hand Tools◆ Garden Tools◆ ◆Cultivators and Accessories◆Sprayers and Accessories◆ ◆Transplanter and Post Hole Digger◆Milking Machines◆
---------------------	--

This warranty is null & void, if you fail to register the warranty with KisanKraft by sending the KisanKraft Copy with dealer's stamp.

KisanKraft Limited (Formerly known as KisanKraft Machine Tools P Ltd.)

🌐: www.kisankraft.com

✉: info@kisankraft.com

☎: +91.80.22178200

KisanKraft® Warranty Certificate

(DEALER COPY)

Product	Chaff Cutter	KisanKraft Invoice Date	
Brand	KisanKraft	KisanKraft Invoice No.	
Model	<input type="checkbox"/> KK-FEC-2500 <input type="checkbox"/> KK-FGM-1000 <input type="checkbox"/> KK-FGM-1300 <input type="checkbox"/> KK-FGM-1500 <input type="checkbox"/> KK-FGM-200	<input type="checkbox"/> KK-FGM-300 <input type="checkbox"/> KK-FGM-450 <input type="checkbox"/> KK-FMC-1200 <input type="checkbox"/> KK-FMC-400 <input type="checkbox"/> KK-FMC-500	
WARRANTY PERIOD	6 MONTHS	FOR THE SPECIFIED PERIOD FROM THE DATE OF SALE OR DELIVERY WHICHEVER IS EARLIER.	
Dealer's Invoice Date		Dealer's Invoice No.	
Buyer's Info (Name, Address, Phone, etc.):		Dealer's Stamp (Address, Phone, TIN, etc.):	
Buyer's Sign		Dealer's Sign	

What is covered: KisanKraft Limited and its manufacturers warrant this product to be free from defects in material or workmanship. All parts defective in material and workmanship are covered.

This warranty will only cover defects arising under normal usage.

This warranty is limited to repair or replacement by KisanKraft Limited or its manufacturers at the premises of Authorized Dealers, of such parts as appear to KisanKraft or its manufacturers, upon inspection, to be defective in material and/or workmanship. KisanKraft or its manufacturers make no warranty with respect to trade accessories not manufactured or sold by them.

What is not covered: The warranty shall become null and void and neither KisanKraft Limited nor any of its manufacturers, nor its authorized dealers assumes any responsibility, if the failure was caused by the following:

(1) Operation of product with incorrect fuel or lubricants, (2) Incorrect usage of machine or misuse, (3) Lack of maintenance, (4) Negligence, (5) Accident or physical damage, (6) Repairs made by unauthorized parties and/or with unauthorized parts, (7) Improper set up, adjustments, tampering or altered products

Note: The purchase is not contingent upon a product demonstration. The purchaser shall satisfy himself with the product, including any product demonstration or verification of any function, before buying. KisanKraft Limited or its authorized dealers, including online sellers, shall not be liable to give any on-site demonstration after purchase of any of the product.

This warranty is null & void, if you fail to register the warranty with KisanKraft by sending the KisanKraft Copy with dealer's stamp.

KisanKraft Limited (Formerly known as KisanKraft Machine Tools P Ltd.)

🌐: www.kisankraft.com

✉: info@kisankraft.com

☎: +91.80.22178200

KisanKraft® Warranty Certificate

(DEALER COPY)

Important: (1) Normal maintenance and adjustments to the product is the responsibility of the customer. (2) Normal wear and tear is not covered under warranty (3) Rubber/plastic parts and consumables such as blades, clutch and clutch-bell, spark-plugs, nylon line, air-filters, fuel-filters, oil seals etc. are not covered under the warranty.

No Warranty On Electrical Motor / Electrical Parts / Battery Etc.

Incidental / Consequential Loss: KisanKraft Limited or its manufacturers will not be liable for general damages, including bodily injuries, or for incidental or consequential damages including, but not limited to, loss of use, loss of profits, loss of production, expense of substitute equipment or other commercial loss or damage.

Limitation of Liability: This limited warranty is in lieu of all other express warranties, obligations, or liabilities. Any implied warranties, obligations or liabilities, including, but not limited to, any implied warranty of merchantability shall be limited in duration to the applicable warranty period. Any action for breach of any warranties hereunder, including, but not limited to, any implied warranty of merchantability must be brought within the applicable warranty period.

Modifications of Warranty: No agent, representative, dealer, or employee of KisanKraft Limited or any of its manufacturers has the authority to increase or alter the obligations of this warranty.

Assignment / Transfer of warranty: The warranty cannot be assigned and shall not transfer if the product is resold by the first buyer. The above warranties are extended to the first end user (original purchaser), and no warranty is made, nor authorized to be made assignable on resale by the first end user.

What you must do to obtain limited warranty service: To obtain performance of any obligation under this warranty for failure during the applicable warranty period, deliver the defective product, to the nearest Authorized Dealer. KisanKraft Limited, its manufacturers and its dealers reserve the right to inspect the claimed defective part(s) to determine if the malfunction is the result of a defect covered by this warranty. Please note that the decision of KisanKraft Limited with respect to any warranty claim is final.

Receipt is required for availing warranty services

Jurisdiction: All disputes are subject to Bangalore court's jurisdiction.

Our Products	<ul style="list-style-type: none"> ◆Chainsaws◆Brush Cutters and Accessories◆Harvesters◆ ◆Engines and Water Pumps◆Hand Tools◆Garden Tools ◆ ◆Cultivators and Accessories◆Sprayers and Accessories◆ ◆Transplanter and Post Hole Digger ◆ Milking Machines ◆
---------------------	---

This warranty is null & void, if you fail to register the warranty with KisanKraft by sending the KisanKraft Copy with dealer's stamp.

KisanKraft Limited (Formerly known as KisanKraft Machine Tools P Ltd.)

🌐: www.kisankraft.com

✉: info@kisankraft.com

☎: +91.80. 22178200

KisanKraft® Warranty Certificate

(KISANKRAFT COPY)

Product	Chaff Cutter	KisanKraft Invoice Date	
Brand	KisanKraft	KisanKraft Invoice No.	
Model	<input type="checkbox"/> KK-FEC-2500 <input type="checkbox"/> KK-FGM-1000 <input type="checkbox"/> KK-FGM-1300 <input type="checkbox"/> KK-FGM-1500 <input type="checkbox"/> KK-FGM-200	<input type="checkbox"/> KK-FGM-300 <input type="checkbox"/> KK-FGM-450 <input type="checkbox"/> KK-FMC-1200 <input type="checkbox"/> KK-FMC-400 <input type="checkbox"/> KK-FMC-500	
WARRANTY PERIOD	6 MONTHS	FOR THE SPECIFIED PERIOD FROM THE DATE OF SALE OR DELIVERY WHICHEVER IS EARLIER.	
Dealer's Invoice Date		Dealer's Invoice No.	
Buyer's Info (Name, Address, Phone, etc.):		Dealer's Stamp (Address, Phone, TIN, etc.):	
Buyer's Sign		Dealer's Sign	

What is covered: KisanKraft Limited and its manufacturers warrant this product to be free from defects in material or workmanship. All parts defective in material and workmanship are covered.

This warranty will only cover defects arising under normal usage.

This warranty is limited to repair or replacement by KisanKraft Limited or its manufacturers at the premises of Authorized Dealers, of such parts as appear to KisanKraft or its manufacturers, upon inspection, to be defective in material and/or workmanship. KisanKraft or its manufacturers make no warranty with respect to trade accessories not manufactured or sold by them.

What is not covered: The warranty shall become null and void and neither KisanKraft Limited nor any of its manufacturers, nor its authorized dealers assumes any responsibility, if the failure was caused by the following:

(1) Operation of product with incorrect fuel or lubricants, (2) Incorrect usage of machine or misuse, (3) Lack of maintenance, (4) Negligence, (5) Accident or physical damage, (6) Repairs made by unauthorized parties and/or with unauthorized parts, (7) Improper set up, adjustments, tampering or altered products

Note: The purchase is not contingent upon a product demonstration. The purchaser shall satisfy himself with the product, including any product demonstration or verification of any function, before buying. KisanKraft Limited or its authorized dealers, including online sellers, shall not be liable to give any on-site demonstration after purchase of any of the product.

This warranty is null & void, if you fail to register the warranty with KisanKraft by sending the KisanKraft Copy with dealer's stamp. KisanKraft Limited (Formerly known as KisanKraft Machine Tools P Ltd.)

🌐: www.kisankraft.com

✉: info@kisankraft.com

☎: +91.80. 22178200



Wide Range of Products for Every Need



For more information give **MISSED CALL: 07676065555**



Many of our products have BIS: ISI certification.



User Manual



KisanKraft Limited

(Formerly known as KisanKraft Machine Tools Pvt. Ltd.)

Sri Huchhanna Tower, #4, 1st Main, 7-A Cross, Maruthi Layout, Dasarahalli,
HAF Post, Hebbal, Bangalore 560024, Karnataka, INDIA

- ♦ Bangalore (HO) ♦ Ahmedabad ♦ Bhopal ♦ Bhubaneswar ♦ Coimbatore ♦
- ♦ Ernakulam ♦ Guwahati ♦ Patna ♦ Hinudpur ♦ Hubli ♦ Hyderabad ♦
- ♦ Jaipur ♦ Karnal ♦ Kolkata ♦ Lucknow ♦ Nagpur ♦ Pune ♦ Raipur ♦ Shimla ♦

CONTENTS

BEFORE GETTING STARTED	7
APPLICATION.....	7
SAFETY SYMBOLS & PRECAUTIONS	7
INSTALLATION AND TRIAL RUN	9
OPERATION INSTRUCTIONS	9
MAINTENANCE.....	10
TECHNICAL SPECIFICATIONS.....	11
TROUBLESHOOTING	12

KisanKraft has a large range of products to serve the farmers. A list of our products is given below:

<p>Brush Cutters and Accessories</p> <ul style="list-style-type: none"> Brush Cutter/Power Weeder Backpack Brush Cutter Tea Pruner Pole pruner with Engine Reaper Attachment Blades-Circular Blades (2 & 3 points) Baffle Nylon Rope Tap & Go <p>Chainsaws</p> <ul style="list-style-type: none"> Petrol Chainsaw Electric Chainsaw Chain Sharpening Machine <p>Engines and Water Pumps</p> <ul style="list-style-type: none"> Engine –Diesel-(Horizontal) Engine –Diesel-(Vertical) Engine-Kerosene Water Pump with Petrol Engine Water Pump with Kerosene Engine Water Pump with Diesel Engine <p>Hand Tools</p> <ul style="list-style-type: none"> Secateurs Folding Saw Garden Rake Garden Shovel Hedge Shear Lopper Telescopic Hedge Shear Telescopic Lopping Shear Tree Pruner Telescopic Steel Pipe & Fruit Picker Bag Sheep Shear <p>Garden Tools</p> <ul style="list-style-type: none"> Electric Pressure Washer Hedge Trimmer Lawn Mower (Electric, Petrol & Manual) Leaf Blower 	<p>Cultivators and Accessories</p> <ul style="list-style-type: none"> Petrol and Diesel <p>Sprayers and Accessories</p> <ul style="list-style-type: none"> Battery Sprayer Portable Power Sprayer Trolley Sprayer Manual Knapsack Sprayer Manual Pressure Sprayer Rose Cans Hose Crimping Machine HTP Sprayer HTP Delivery Hose HTP Hose Reel HTP Stand HTP Gun / Lance(Brass Rod) Knapsack Power Sprayer Mister / Duster / Granuel Spreader HTP Sprayer Set with Diesel Engine HTP Sprayer Set with Kerosene Engine Fogging Machine <p>Milking Machine</p> <ul style="list-style-type: none"> Wood Shredder Fodder Ensiling Chaff Cutter Fodder Grinder Chaff Cutter Fodder Mini Chaff Cutter <p>Harvester</p> <ul style="list-style-type: none"> Maize Sheller Maize Sheller + Dehusker Maize Combine Harvester Onion Digger Carlotti Italy Tea Leaf Harvester Sugarcane Combine Harvester Sugarcane Leaf Stripper <p>Transplanter and Post Hole Digger</p> <ul style="list-style-type: none"> Paddy Transplanter (2 & 8 Rows) Transplanter-Vegetable & Tobacco Post Hole Digger(4" to 14"Augers)
---	--

TROUBLESHOOTING

Problem	Cause	Remedy
Length of cut grass is not uniform	The gap of moving knife and still knife is too large	Adjust the gap of moving knife and still knife.
	The blade is not sharp	Sharpen the blade
Abnormal sound from the machine	Grass with hard objects such as wire.	Pick out the grass hard object.
	Fasteners are loose.	Tighten the fasteners
	Rotating parts lack oil	Lubrication
	The gap of moving knife and still knife is too small.	Adjust the gap of moving knife and still knife.
Feeding difficulties	Feeding amount is too large.	Reduce the feed rate.
	Winding grass is around	Remove winding grass.
	Broken spring	Replace with a new spring
Machine doesn't work properly	Rotating parts are winded up with grass	Stop and clean the grass
	Main shaft bearing is damaged	Replace the bearing
	Lack of lubrication	Add lubricant on time.

Product	Chaff Cutter	KisanKraft Invoice Date	
Brand	KisanKraft	KisanKraft Invoice No.	
Model	<input type="checkbox"/> KK-FEC-2500 <input type="checkbox"/> KK-FGM-1000 <input type="checkbox"/> KK-FGM-1300 <input type="checkbox"/> KK-FGM-1500 <input type="checkbox"/> KK-FGM-200	<input type="checkbox"/> KK-FGM-300 <input type="checkbox"/> KK-FGM-450 <input type="checkbox"/> KK-FMC-1200 <input type="checkbox"/> KK-FMC-400 <input type="checkbox"/> KK-FMC-500	
WARRANTY PERIOD	6 MONTHS	FOR THE SPECIFIED PERIOD FROM THE DATE OF SALE OR DELIVERY WHICHEVER IS EARLIER.	
Dealer's Invoice Date		Dealer's Invoice No.	
Buyer's Info (Name, Address, Phone, etc.):		Dealer's Stamp (Address, Phone, TIN, etc.):	
Buyer's Sign		Dealer's Sign	

What is covered: KisanKraft Limited and its manufacturers warrant this product to be free from defects in material or workmanship. All parts defective in material and workmanship are covered.

This warranty will only cover defects arising under normal usage.

This warranty is limited to repair or replacement by KisanKraft Limited or its manufacturers at the premises of Authorized Dealers, of such parts as appear to KisanKraft or its manufacturers, upon inspection, to be defective in material and/or workmanship. KisanKraft or its manufacturers make no warranty with respect to trade accessories not manufactured or sold by them.

What is not covered: The *warranty shall become null and void* and neither KisanKraft Limited nor any of its manufacturers, nor its authorized dealers assumes any responsibility, if the failure was caused by the following:

(1) Operation of product with incorrect fuel or lubricants, (2) Incorrect usage of machine or misuse, (3) Lack of maintenance, (4) Negligence, (5) Accident or physical damage, (6) Repairs made by unauthorized parties and/or with unauthorized parts, (7) Improper set up, adjustments, tampering or altered products.

Note: The purchase is not contingent upon a product demonstration. The purchaser shall satisfy himself with the product, including any product demonstration or verification of any function, before buying. KisanKraft Limited or its authorized dealers, including online sellers, shall not be liable to give any on-site demonstration after purchase of any of the product.

This warranty is null & void, if you fail to register the warranty with KisanKraft by sending the KisanKraft Copy with dealer's stamp.

KisanKraft Limited (Formerly known as KisanKraft Machine Tools P Ltd.)

KisanKraft® Warranty Certificate

(CUSTOMER COPY)

Important: (1) Normal maintenance and adjustments to the product is the responsibility of the customer. (2) Normal wear and tear is not covered under warranty.

(3) Rubber/plastic parts and consumables such as blades, clutch and clutch-bell, spark-plugs, nylon line, air-filters, fuel-filters, oil seals etc. are not covered under the warranty.

No Warranty On Electrical Motor / Electrical Parts / Battery Etc.

Incidental / Consequential Loss: KisanKraft Limited or its manufacturers will not be liable for general damages, including bodily injuries, or for incidental or consequential damages including, but not limited to, loss of use, loss of profits, loss of production, expense of substitute equipment or other commercial loss or damage.

Limitation of Liability: This limited warranty is in lieu of all other express warranties, obligations, or liabilities. Any implied warranties, obligations or liabilities, including, but not limited to, any implied warranty of merchantability shall be limited in duration to the applicable warranty period. Any action for breach of any warranty hereunder, including, but not limited to, any implied warranty of merchantability must be brought within the applicable warranty period.

Modifications of Warranty: No agent, representative, dealer, or employee of KisanKraft Limited or any of its manufacturers has the authority to increase or alter the obligations of this warranty.

Assignment / Transfer of warranty: The warranty cannot be assigned and shall not transfer if the product is resold by the first buyer. The above warranties are extended to the first end user (original purchaser), and no warranty is made, nor authorized to be made assignable on resale by the first end user.

What you must do to obtain limited warranty service: To obtain performance of any obligation under this warranty for failure during the applicable warranty period, deliver the defective product, to the nearest Authorized Dealer. KisanKraft Limited, its manufacturers and its dealers reserve the right to inspect the claimed defective part(s) to determine if the malfunction is the result of a defect covered by this warranty. Please note that the decision of KisanKraft Limited with respect to any warranty claim is final.

Receipt is required for availing warranty services

Jurisdiction: All disputes are subject to Bangalore court's jurisdiction.

Our Products	♦Chainsaws♦Brush Cutters and Accessories♦Harvesters♦ ♦Engines and Water Pumps♦Hand Tools♦Garden Tools ♦ ♦Cultivators and Accessories♦Sprayers and Accessories♦ ♦Transplanter and Post Hole Digger ♦ Milking Machines ♦
---------------------	---

This warranty is null & void, if you fail to register the warranty with KisanKraft by sending the KisanKraft Copy with dealer's stamp.

KisanKraft Limited (Formerly known as KisanKraft Machine Tools P Ltd.)



CHAFF CUTTER
FEC-2500,FMC-400/500/1200
FGM-200/300/450/1000/1300/1500

TECHNICAL SPECIFICATIONS

Models	Electric HP	Diesel HP	RPM	Max. Output (Green)	Max. Output (Dry)
KK-FEC-2500	5.5	8.0-12.0		2500	1000
KK-FGM-1500	7.5-10	10.0-15.0	4600	1500	800
KK-FGM-200	2.0-3.0		4000		200
KK-FGM-300	3		4000		300
KK-FGM-1000	7.5-10.0		4600		1000
KK-FGM-1300		10.0-13.5	4000		1300
KK-FGM-450	3.0-4.0				450
KK-FMC-1200	3.0-4.0		3000	1200	700
KK-FMC-400	3			400	
KK-FMC-500	3			500	

MAINTENANCE

In order to ensure your machine work properly, and has long service life, maintenance is a must. Follow the instructions given below:

1. Apply oil (lubrication) to all the rotating places like toothed gear and shaft sleeve constantly to ensure smooth movement. Add lithium-based grease to the antifriction bearing once in a year in order to avoid damage.
2. When the knife is blunt (if used continuously for 8 hours), you should cut sharpening in time. When cut sharpening, the moving knife should cut the slope, the still knife should cut the upper place.
3. After use, clean the residual grass and dust on the machine, cover it from dust and keep it in a safe place.
4. Regularly check fastening bolts, nuts, especially after operation for the first time. If there are any loose screws tighten them immediately.
5. Check for any worn or damaged parts, repair if possible or replace if necessary.
6. Clean the machine of the remains and store in a place without moisture.
7. Do not use acidic or alkaline agents to clean the spare parts. Use degreasing agents instead.

BEFORE GETTING STARTED

Thank you for your purchase and use of our products. In order to avoid accidents or injury, **please read this manual carefully** before using the machine. After reading, preserve it for further reference.

APPLICATION





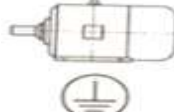
Our Chaff Cutters are mainly used for cutting dry maize straw, rice straw and other crop straw and all kinds of forage grass. It is of great help in breeding cattle, sheep, horses, deer, such as livestock etc., Its features include compact structure, occupies less volume, light weight, steel body ensuring high safety and reliability. It uses single- phase power supply which is easily available, and convenient to use.

FEC (Fodder Ensiling Chaff Cutter) is mainly used for cutting grass (fodder) and converting into vermicompost (manure).

FGM (Fodder Grinder Chaff Cutter) is used for grinding the fodder (grass etc.) into powder.

FMC (Fodder Mini Chaff Cutter) is used for cutting the fodder (grass) into small pieces.

SAFETY SYMBOLS & PRECAUTIONS

	Please read the instructions given in this manual before operation
	Do not use hand, stick or iron rods while feeding or clearing the jams near the mouth
	Cut off the power supply before performing any repair or maintenance work. Wait till all the moving parts come to rest after stopping
	Do not remove the safety shield on the safety cover
	ENSURE THAT THE MACHINE IS PROPERLY GROUNDED BEFORE EACH USE.

SAFETY PRECAUTIONS:

1. Strictly follow all the instructions given in this manual
2. Do not open the security guard of the machine during operation.
3. Stop and check the machine for any defects if you hear any abnormal sounds during operation.
4. The power supplied to the machine need to be earthed. Switch off the power supply if you observe any abnormalities during operation.
5. Do not change the size of the pulley.
6. Do homework so that the operator is familiar with the operation of the machine, their controls and functionality.
7. Make sure that the material to be crushed is not mixed with iron, stone or any other debris
8. Make sure the work place is spacious, has adequate ventilation and does not contain any inflammable materials which may cause fire.
9. Children under the age of 16 and others who don't understand the instructions given in this manual should not be allowed to operate the machine.
10. The operator should wear tight clothes, safety helmet covering long hair.
11. Before starting the machine check whether magnetic protection device and security guard are installed properly, also check for proper direction of rotation, proper locking of the chassis and if the sieving slice is installed properly.
12. Do not operate the machine if you are tired, sick, or under the influence of any drugs or alcohol.
13. Any repair or maintenance work is done only after cutting off the power supply, and wait for all the moving parts to stop completely.
14. Do not use hands or sticks to clear the feeding mouth jam.
15. Before starting the machine, make sure that the children, animals or pets are far away.
16. Even after stopping the machine do not let the children climb up the machine or play around.

INSTALLATION AND TRIAL RUN

1. Open the upper cover of chaff cutter, make sure there are no remains inside the feeding mouth and then assemble the motor.
2. While assembling the motor, make sure the center line of both belts pulley groove are aligned properly. Adjust the tightness of triangular belt. The spindle should turn in accordance with direction of arrow on the belt guard cover.
3. Now install the belt guard cover.
4. Power supply should be near to the machine for easy use.
5. Knife section and shim interval should 0.1-0.3(mm) standard. If you need to adjust, loosen lock nut first, tap on moving cutter with stick, and make it in and out. When you are checking if the gap is qualified with feeler gauge, screwing the nut, and then check until it is up to standard.
6. The machine should always lay flat, the place from where grass comes out should be in the direction of the wind.
7. Before opening the machine, you must check all the parts are correct and must not become less crowded
8. Turn on the power, idle run the machine for 1-2 minutes. When the machine runs normally, you can start feeding.
9. Check the gearbox oil level before first use. The oil level should be at least half of the depth of the gear box. Insufficient oil should be corrected by filling oil needed.
10. Check if all the parts are tight before starting the work.

OPERATION INSTRUCTIONS

1. Before starting the operation, ensure that all the fasteners are tight.
2. After starting the machine, idle run it for 3-5 minutes. Start feeding only after ensuring normal operation while running. For crushing, gradually open the feed adjustment plate and start feeding under normal load conditions.
3. Do not overload the machine. Remove any processed materials consisting metals, stones etc. Or any other stuff which can cause damage to the motor or any other part of the machine.
4. Do not feed with hands, bars and sticks.
5. The machine speed may drop due to over feeding. Give breaks, by stopping the machine at times. Restart the machine after cleaning/clearing the crushing cavity which got accumulated.
6. Do not start the machine without tightening the mouth bolt or if the upper or lower shell is not closed properly.
7. Once the work is finished Idle run the machine for 1 to 2 minutes before stopping it completely.